

Outdoor fiber distribution closure portfolio

CommScope offers the industry's most versatile outdoor fiber distribution closure (OFDC) family. Including three different series, the OFDC family accepts a wide range of distribution and drop cables thus responding to virtually all applications requirements. Each series has a common housing that can be configured to handle different connectivity solutions, such as splice-only, pre-connectorized drop cables, and field-installable connectors (FIC)—significantly simplifying training. Modularly built, it allows easy integration of optical components, even at later deployment stages, and easy pass-through cabling. Advanced gel sealing technology ensures fast and easy field handling without a need for special tools.

Features and benefits

- Compact design
- Separate zones for looped cable storage for all cable types (only microsheet cables for OFDC A4 Series), splicing and patching to drop cables
- Individual access to drop cable connection area
- Housing designed for wraparound drop cable installation, enabling faster deployments
- Entire fiber management section can be removed from closure body
- Modular splice holders compatible with SMOUV
- Suitable for housing field-installable optical components
- No special installation tools required
- Under- and above-ground installation—pole, strand, wall and pedestal
- IP68 2-meter water head

Specifications

Design and configurations

The OFDC portfolio is composed of three different series, covering a wide range of size needs while sharing the same high-value design benefits.

Product description	Size: L x D x H	Weight	Housing color	Pigtail colors*
OFDC A4 Series	211 x 94 x 70 mm 8.3 x 3.7 x 2.75 inch	0.55 kg 1.2 lbs	Black	4 colors
OFDC B8G Series	324 x 156 x 128 mm 12.7 x 6.1 x 5 inch	1.85 kg 4.1 lbs	Black	8 colors
OFDC C12 Series	370 x 214 x 118 mm 14.5 x 8.4 x 4.6 inch	2.5 kg 5.5 lbs	Black	12 colors

*Colors in accordance with TIA-598



OFDC A4 Series



OFDC B8G Series



OFDC C12 Series

Performance & environmental specifications

Characteristic	OFDC FAMILY					
	OFDC A4 Series		OFDC B8G Series		OFDC C12 Series	
Main cables Geometry & Number	# Feeder cables: 2	Round: 4.5-12 mm 0.17- 0.47 inch	# Feeder cables: 2	Round: 11.5-15 mm 0.45-0.59 inch	# Feeder cables: 2	Round: 5.5-16 mm 0.21-0.62inch
			# Branch cables: 2	Round: 8-11 mm 0.3-0.43 inch	# Branch cables: 2	Round: 5.5-11 mm 0.21-0.43 inch
Drop cables Geometry & Number	# Drop cables: 4	Round: 2-6 mm 0.078-0.23 inch Flat: 8 x 4.5 mm 0.3 x 0.17 inch	# Drop cables: 8	Round: 1.5-5.5 mm 0.06-0.21 inch Flat: 8 x 4.5 mm 0.3 x 0.17 inch	# Drop cables: 12	Round: 1.5-5.5 mm 0.06 -0.21 inch Flat: 8 x 4.5 mm 0.3 x 0.17 inch
	# Drop cables: 8	Round: 2-4.5 mm 0.078- 0.17 inch	# Drop cables: 16	Round: 1.5-5.5 mm 0.05-0.21 inch	# Drop cables: 24	Round: 2-5.5 mm 0.07-0.21 inch
Splice capacity & use Type: SMOUV 45mm	24 splices For repair up to 48		66 splices For repair up to 90		96 splices For repair up to 96	
Patch capacity	4 SC / 8 LC		8 SC / 16 LC		12 SC / 24 LC	

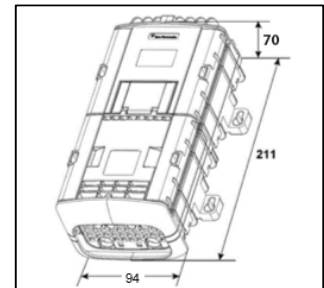
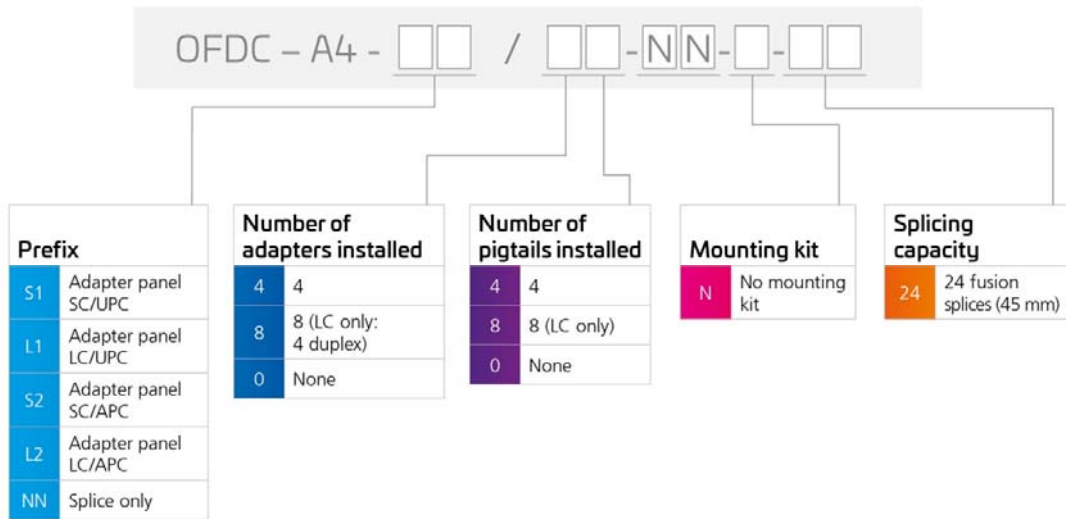
Accessories

Here are the most common accessories, compatible with all OFDC size variants:

Product description	Description
OFDC-C12-BRKSTRAND	Strand mount bracket, set of two hangers
S1515-30X1.5X700-AUTO-N	Gel strip, 1 pc is a roll of 70 cm / 27 inch. MOQ is 4 pc (in a bag) Required for OFDC C12 using cables with 5.5-8mm diameter For 2 cables per port, a 2 cm (0.78 in.) gel strip is needed
OCC1P-10400-NNNQNQF	Field-installable splitter, 1x4, 250 μ, P-grade
OCC1P-10800-NNNQNQF	Field-installable splitter, 1x8, 250 μ, P-grade

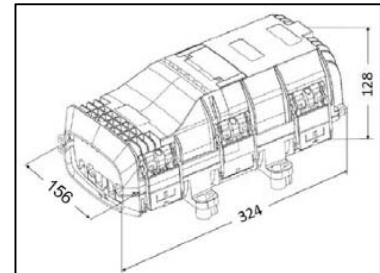
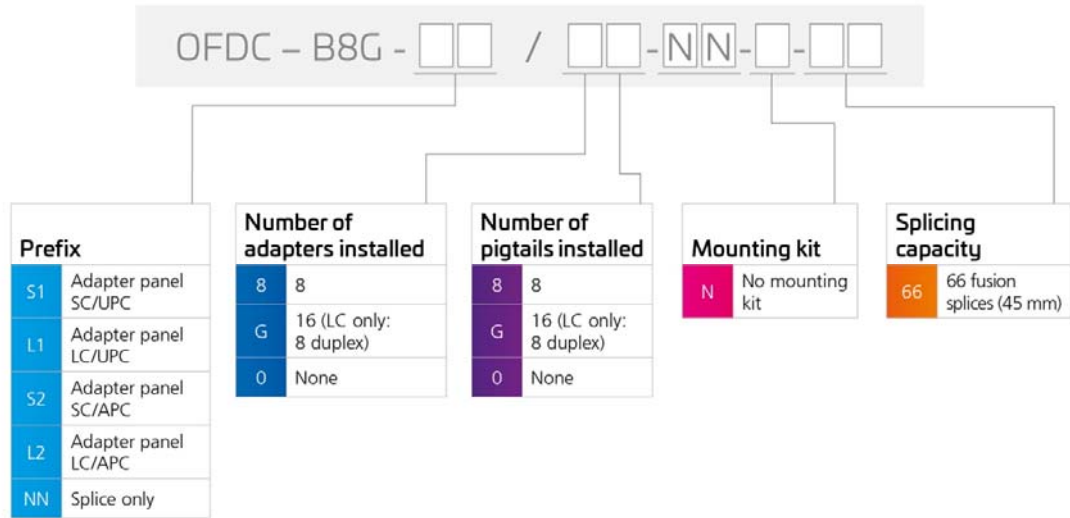
Ordering information

OFDC A4 Series



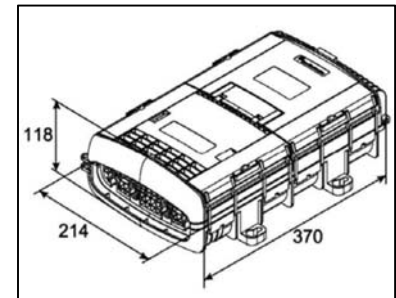
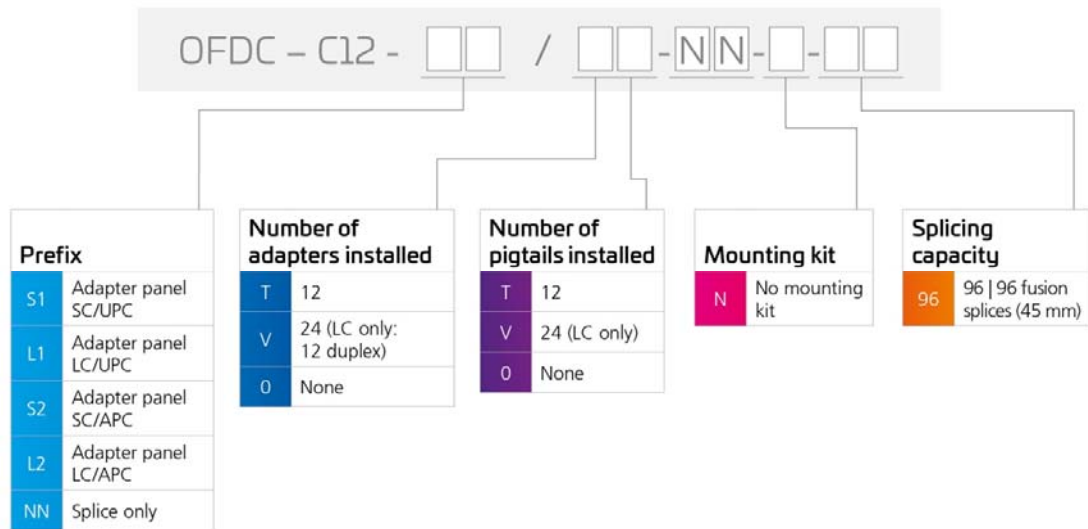
Product description	Description
OFDC-A4-NN/00-NN-N-24	OFDC-A4 splice only, no patch panel
OFDC-A4-S2/00-NN-N-24	OFDC-A4 patch panel, no pigtails, no adapters
OFDC-A4-S2/44-NN-N-24	OFDC-A4 4SC/APC pigtails and adapters installed
OFDC-A4-L2/88-NN-N-24	OFDC-A4 8LC/APC pigtails and four duplex adapters installed

OFDC B8G Series



Product description	Description
OFDC-B8G-NN/00-NN-N-66	OFDC-B8G splice only
OFDC-B8G-S2/00-NN-N-66	OFDC-B8G patch panel, no pigtails, no adapters
OFDC-B8G-S2/88-NN-N-66	OFDC-B8G 8 SC/APC pigtails and adapters installed
OFDC-B8G-L2/GG-NN-66	OFDC-B8G 16 LC/APC pigtails and eight duplex adapters installed

OFDC C12 Series



Product description	Description
OFDC-C12-NN/00-NN-N-96	OFDC-C12 splice only
OFDC-C12-S2/00-NN-N-96	OFDC-C12 patch panel, no pigtails, no adapters
OFDC-C12-S2/TT-NN-N-96	OFDC-C12 12 SC/APC pigtails and adapters installed
OFDC-C12-L2/VV-NN-N-96	OFDC-C12 24 LC/APC pigtails and 12 duplex adapters installed

CommScope E-Catalog [CLICK HERE](#). Additional product information, installation instructions and videos are available.

commscope.com

Visit our website or contact your local CommScope representative for more information.

© 2018 CommScope, Inc. All rights reserved.

Unless otherwise noted, all trademarks identified by ® or ™ are registered trademarks, respectively, of CommScope, Inc. This document is for planning purposes only and is not intended to modify or supplement any specifications or warranties relating to CommScope products or services. CommScope is committed to the highest standards of business integrity and environmental sustainability with a number of CommScope's facilities across the globe certified in accordance with international standards, including ISO 9001, TL 9000, and ISO 14001.

Further information regarding CommScope's commitment can be found at www.commscope.com/About-Us/Corporate-Responsibility-and-Sustainability.

BR-113003-EN (10/18)