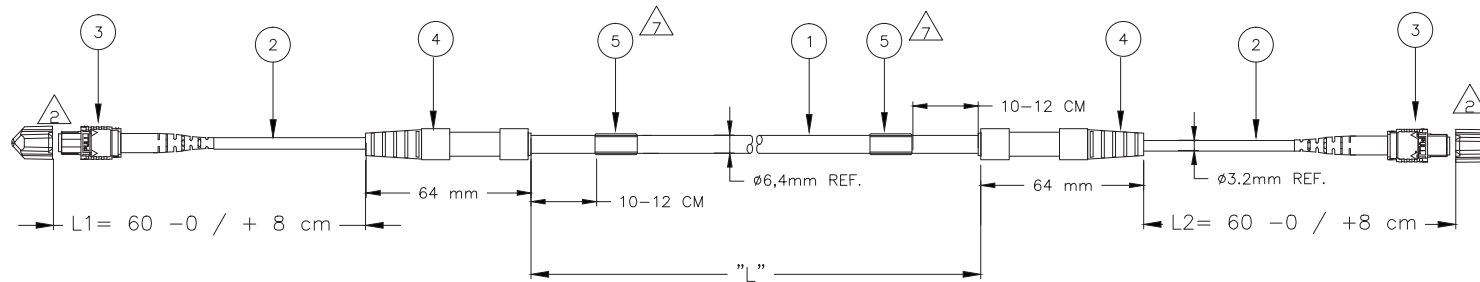


THIS DRAWING IS UNPUBLISHED. RELEASED FOR PUBLICATION  
 2016 Commscope, INC. ConFI NOTICE: these drawings and specifications are the proprietary property of COMMSCOPE, INC. and may be used only for the specific purpose authorized in writing by COMMSCOPE, INC.

LOC	DIST	REVISIONS			
P	LTR	DESCRIPTION	DATE	DWN	APVD
H	-				
D		ECN 8000017776-REBRANDING	11 28 16	SC	JV



NOTES:

- 1 TOLERANCE LENGTH "L" ACC. TO CUSTOMER DRAWING 2055705
- 2 MPO INFORMATION:
  - MARKING ON CONNECTOR HOUSING INDICATES FIBER 1 SIDE
  - ANGLED (8 DEGREES)
- 3 FIBER PATH A-A / B-B STRAIGHT
- 4 ATTENUATION ≤ 0,6 dB MEASURED AT 1310 AND 1550 nm ACC. IEC 61300-3-4 METHOD B WITH MODAL CONDITION ACC. IS 14763-3, OFSTP-14, IEC 61280-4-1 + CABLE LOSS FOR LENGTHS > 10 METER ACC. TO CUSTOMER DRAWING 2055703
- 5 RETURN LOSS ≥ 45 dB MEASURED IN MATED CONDITION AGAINST REF. CONNECTOR AT 1310 AND 1550 nm.
- 6 TEST RESULT SHEET WITH EACH INDIVIDUALLY PACKED ASSEMBLY
- 7 INFORMATION ON LABEL:
  - BARCODE
  - PART NUMBER & FACTORY ORDER NUMBER
  - CABLE LENGTH ("L")
  - UNIQUE SERIAL NUMBER
- 8 PACKAGING:
  - ASSEMBLIES FROM 2 METER UP TO 50 METER WILL BE PACKED IN A CARTON BOX.
  - ASSEMBLIES > 50 METER WILL BE DELIVERED ON A REEL.
- 9 CABLE INFORMATION:
  - CORE DIAMETER: 9/125 μm.
  - OUTER CABLE DIAMETER: 6.4mm.
  - OUTER CABLE COLOR: YELLOW.
  - OUTER CABLE MATERIAL: LSZH ( LOW SMOKE ZERO HALOGEN).
  - CABLE LOSS 0.5 dB/km AT 1310 AND AND 0.4 dB/ km AT 1550 nm.
- 10 ASSEMBLIES FROM 100 METER UP TO 500 METER ACC. TO CUSTOMER DRAWING 2055712.

1	TRUNK LENGTH "L" CABLE LENGTH FROM 2 METER UP TO 99 METER
PART NUMBER	SEE CUSTOMER DRAWING X-2055711-Y 2055705

3	DAT-35 LABEL	5
2	FOAC FAN-OUT	4
2	MPO CONNECTORS	3
L1/ L2	FURCATION TUBE ROUND, YELLOW	2
AR	FOCAB 12F SM 9/125 YELLOW LSZH	1
Qty	Description	Item

THIS DRAWING IS A CONTROLLED DOCUMENT.		DWN	02NOV2010	COMMSCOPE, INC.	
DIMENSIONS: mm		T.v.d. MEULEN	02NOV2010	FOTRK 12 FOLD SM LEAD MPO - MPO FEM STRAIGHT	
TOLERANCES UNLESS OTHERWISE SPECIFIED:		G.K.	02NOV2010	-	
0 PLC ± -		M.OPPERS	02NOV2010	-	
1 PLC ± -		APVD	02NOV2010	-	
2 PLC ± -		T.v.d. MEULEN	02NOV2010	-	
3 PLC ± -		PRODUCT SPEC		-	
4 PLC ± -		APPLICATION SPEC		-	
ANGLES ± -		WEIGHT		-	
MATERIAL	FINISH	SIZE	CAGE CODE	DRAWING NO	RESTRICTED TO
-	-	A2	-	©=2055711	-
CUSTOMER DRAWING		SCALE	NTS	SHEET	1 of 2
		REV	D		

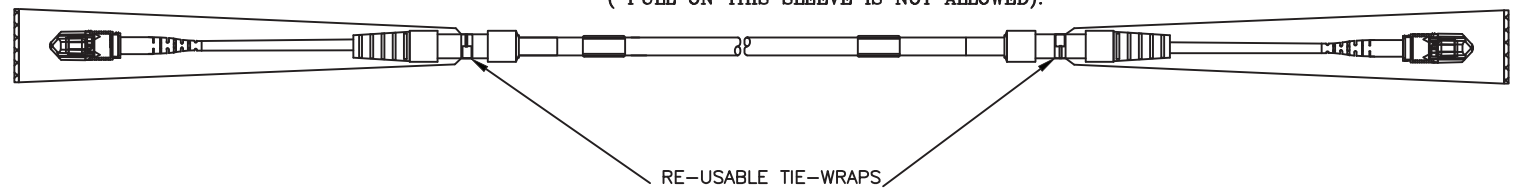
THIS DRAWING IS UNPUBLISHED. RELEASED FOR PUBLICATION  
 2016 Commscope, INC. ConFI NOTICE: These drawings and specifications are the proprietary property of COMMSCOPE, INC. and may be used only for the specific purpose authorized in writing by COMMSCOPE, INC.

LOC		DIST		REVISIONS			
P	LR	DESCRIPTION	DATE	DRN	APVD		
-	-	SEE SHEET 1	-	-	-		

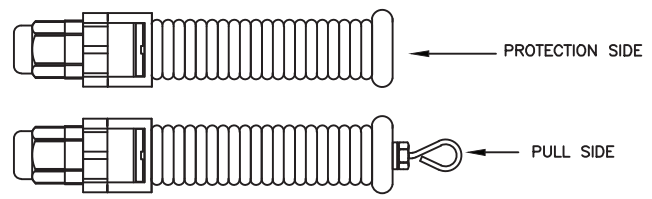
3

FIBER PATH STRAIGHT A-A / B-B		
FIBER		FIBER
1	←	1
2	←	2
3	←	3
4	←	4
5	←	5
6	←	6
7	←	7
8	←	8
9	←	9
10	←	10
11	←	11
12	←	12

11 CONNECTORS AND TAILS ARE PROTECTED BY A SOFT PLASTIC SLEEVE  
 ( PULL ON THIS SLEEVE IS NOT ALLOWED).



12 INFORMATION ABOUT A PULL AND PROTECTION KIT ASK YOUR LOCAL SALES REPRESENTATIVE.  
 SEE LAY-OUT OF THIS KIT BELOW.



THIS DRAWING IS A CONTROLLED DOCUMENT.		DRN T.vd MEULEN 02NOV2010	<b>COMMSCOPE, INC.</b>	
DIMENSIONS: mm		GK M.OPPERS 02NOV2010	NAME FOTRK 12 FOLD SM LEAD MPO - MPO FEM STRAIGHT	
TOLERANCES UNLESS OTHERWISE SPECIFIED: 0 PLC ± - 1 PLC ± - 2 PLC ± - 3 PLC ± - 4 PLC ± - ANGLES ± -		APVD T.vd MEULEN 02NOV2010	PRODUCT SPEC APPLICATION SPEC	
MATERIAL -	FINISH -	WEIGHT -	SIZE A2	CAGE CODE -
CUSTOMER DRAWING		SCALE NTS	DRAWING NO C=2055711	RESTRICTED TO -
			SHEET 2 of 2	REV D

2055711