

FE-182308-F12 Enclosure for 12 Fiber Cable Installation

Bulletin 7863154 Revision A Page 1 of 2

The FE-182308-F12 is an environmentally sealed enclosure for fiber management system that provides the function of LC trunk and jumper cable connection in the outside plant network. The closure is sealed with gel for longitudinal seal and features a wrap around gel block for cable sealing.


Cable diameters:

1 trunk port: 5mm


2 jumper ports: 5mm




- 1** Secure the enclosure to the pole using the two provided metal banding clamps. Ensure the clamps are tightened to the recommended torque of 2 N·m.




- 2** Use a screwdriver to open the four enclosure latches and remove the locking screw.



- 3** Slide the locking nut over the trunk breakout, then install the split gland below the breakout transition area.




- 4** Carefully install the trunk cable by feeding each connector into the enclosure one at a time. Secure the fiber into the slot, then route it to the adapters and connect.



- 5** Carefully insert the gland into the base of the enclosure and torque the gland nut to 5 N·m.




- 6** Route the first three fiber jumpers into the enclosure and connect them to the adapters. Finally, install the split gland into the enclosure and torque the gland nut to 5 N·m.



FE-182308-F12 Enclosure for 12 Fiber Cable Installation

Bulletin 7863154 Revision A Page 2 of 2

- 7** Route the next three fiber jumpers into the enclosure and connect them to the adapters. Finally, install the split gland into the enclosure and torque the gland nut to 5 N·m.



- 8** Re-secure all latches, then install the bottom screw to complete the installation.



CommScope

3642 E US Highway 70, Claremont, NC 28610 USA
(828) 324-2200 (800) 982-1708
www.commscope.com

Technical Support

+1 888 297 6433, Option 3 (Toll Free US and Canada)
+1 828 323 4220, Option 3 (local)
<https://www.commscope.com/wisupport> (open a ticket)

Notice: CommScope disclaims any liability or responsibility for the results of improper or unsafe installation, inspection, maintenance, or removal practices.

Aviso: CommScope no acepta ninguna obligación ni responsabilidad como resultado de prácticas incorrectas o peligrosas de instalación, inspección, mantenimiento o retiro.

Avis : CommScope décline toute responsabilité pour les conséquences de procédures d'installation, d'inspection, d'entretien ou de retrait incorrectes ou dangereuses.

Hinweis: CommScope lehnt jede Haftung oder Verantwortung für Schäden ab, die aufgrund unsachgemäßer Installation, Überprüfung, Wartung oder Demontage auftreten.

Atenção: A CommScope abdica do direito de toda responsabilidade pelos resultados de práticas inadequadas e sem segurança de instalação, inspeção, manutenção ou remoção.

Avvertenza: CommScope declina eventuali responsabilità derivanti dall'esecuzione di procedure di installazione, ispezione, manutenzione e smontaggio improprie o poco sicure.

注意: CommScope 公司申明對於不恰當或不安全的安裝、檢驗、維修或拆卸操作所導致的後果不負責任 何義務和責任