

# CJAAG | IP06-24LUTP-01S-01S

## Base Product



InstaPATCH® Cu GigaSPEED XL® U/UTP LSZH Preterminated Copper Cable, single row standard density outlet to single row standard density outlet, 24 links

## Product Classification

<b>Regional Availability</b>	Asia   Australia/New Zealand   EMEA   Latin America   North America
<b>Portfolio</b>	CommScope®
<b>Product Type</b>	Copper trunk cable assembly
<b>Product Brand</b>	GigaSPEED XL®   InstaPATCH® Cu

## General Specifications

<b>ANSI/TIA Category</b>	6
<b>Cable Type</b>	U/UTP (unshielded)
<b>Conductor Type</b>	Solid
<b>Interface, Connector A</b>	Information outlet
<b>Interface Feature, connector A</b>	Single row   Standard density
<b>Interface, Connector B</b>	Information outlet
<b>Interface Feature, connector B</b>	Single row   Standard density
<b>Link Count</b>	24
<b>Wiring</b>	T568B

## Dimensions

<b>Cable Assembly Length Range (m)</b>	2 – 90
<b>Cable Assembly Length Range (ft)</b>	7 – 295

## Electrical Specifications

<b>dc Resistance, maximum</b>	0.3 ohm
<b>Safety Voltage Rating</b>	300 V

## Ordering Tree

# CJAAG | IPO6-24LUTP-01S-01S

1	2	3	4	5	6	7	8	9	10	11	12				
C	A	A	A	C	-	1	1	H	A	B	B	F	0	5	0

Cable Type	
A	Cat 6A X10D – U/UTP (Plenum)
B	Cat 6A X10D – U/UTP (Riser)
C	Cat 6A X10D – U/UTP (LSZH)
D	Cat 6A X10D – F/UTP (Plenum)
E	Cat 6A X10D – F/UTP (Riser)
F	Cat 6A X10D – F/UTP (LSZH)
G	Cat 6 XL – U/UTP (Plenum)
H	Cat 6 XL – U/UTP (Riser)
J	Cat 6 XL – U/UTP (LSZH)
Q	Cat 6A X10D – S/FTP (LSZH)
R	Cat 6 – U/UTP Class B Rated (LSZH)
S	Cat 6A – U/UTP Class B Rated (LSZH)
Y	Cat 6A X10D SD – U/UTP (Riser)

Connector B	
A	Outlet* – Single Row Standard Density
B	Outlet* – Dual Row Standard Density
C	Outlet* – Dual Row High Density
G	RJ45 Plug* – Single Row Standard Density
H	RJ45 Plug* – Dual Row Standard Density
J	RJ45 Plug* – Dual Row High Density
N	1100 Module
R	360 1100 Evolve Module
S	OneLink 2x6
T	OneLink 2x4

Orientation A	
1	Trident Series Flat
2	Right Paired Flat
3	Right Series Flat
4	Left Paired Flat
5	Left Series Flat
6	Trident Paired Flat
A	Trident Series Angled
B	Right Paired Angled
C	Right Series Angled
D	Left Paired Angled
E	Left Series Angled
F	Trident Paired Angled

Orientation B	
1	Trident Series Flat
2	Right Paired Flat
3	Right Series Flat
4	Left Paired Flat
5	Left Series Flat
6	Trident Paired Flat
A	Trident Series Angled
B	Right Paired Angled
C	Right Series Angled
D	Left Paired Angled
E	Left Series Angled
F	Trident Paired Angled
X	Not Applicable

Connector A	
A	Outlet* – Single Row Standard Density
B	Outlet* – Dual Row Standard Density
C	Outlet* – Dual Row High Density
G	RJ45 Plug* – Single Row Standard Density
H	RJ45 Plug* – Dual Row Standard Density
J	RJ45 Plug* – Dual Row High Density
N	1100 Module
R	360 1100 Evolve Module
S	OneLink 2x6
T	OneLink 2x4
X	Unterminated

Link	
B	6
C	8
D	12
E	16
F	18
G	24

Outlet Color	
0	Not Applicable
1	Black (BK)
2	Blue (BL)
B	White (WH)

UOM	
F	Foot
M	Meter

Length	
12	XXX

Bundling	
H	Hook-n-loop
S	Sleaving

Jacket Color	
B	White (WH)
C	Slate (SL)
Z	Blue (BL)

Labeling	
A	Generic Label

- Cords > 1m are authorized for use in channels and are an effective standalone method used to connect active devices
- Cords < 1m are also valid elements for use in a channel or as an equipment interconnect, but due to their limited length are not guaranteed to meet component compliance requirements that were developed to assess the quality of longer cords

## Environmental Specifications

<b>Operating Temperature</b>	-10 °C to +60 °C (+14 °F to +140 °F)
<b>Environmental Space</b>	Low Smoke Zero Halogen (LSZH)
<b>Flammability Rating</b>	UL 94 V-0

## Regulatory Compliance/Certifications


<b>Agency</b>	<b>Classification</b>
ISO 9001:2015	Designed, manufactured and/or distributed under this quality management system

## Included Products

3071E-4/23	–	GigaSPEED XL® 3071 ETL Verified Category 6 U/UTP Cable, low smoke zero halogen, 4 pair count
MGS400	–	GigaSPEED XL® M-Series Modular Jack, RJ45, Cat6 Unshielded

# 3071E-4/23

---



GigaSPEED XL® 3071 ETL Verified Category 6 U/UTP Cable, low smoke zero halogen, 4 pair count

## Product Classification

<b>Regional Availability</b>	Asia   Australia/New Zealand   EMEA   Latin America
<b>Portfolio</b>	SYSTIMAX®
<b>Product Type</b>	Twisted pair cable
<b>Product Brand</b>	GigaSPEED XL®

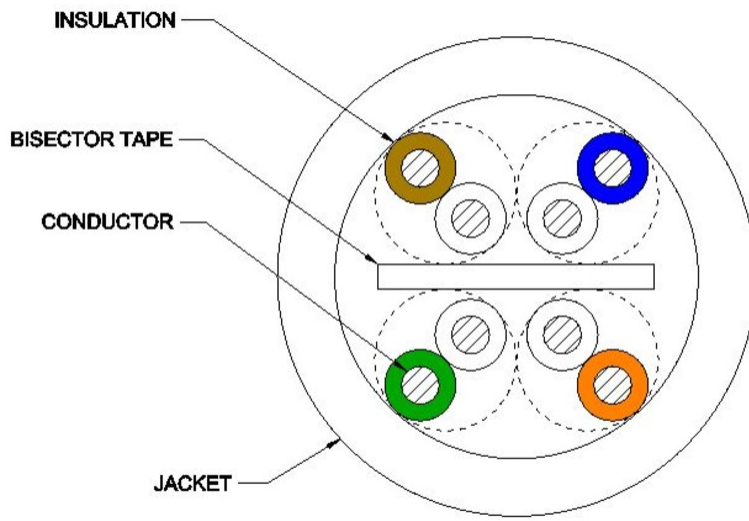
## General Specifications

<b>Product Number</b>	3071E
<b>ANSI/TIA Category</b>	6
<b>Cable Component Type</b>	Horizontal
<b>Cable Type</b>	U/UTP (unshielded)
<b>Conductor Type, singles</b>	Solid
<b>Conductors, quantity</b>	8
<b>Pairs, quantity</b>	4
<b>Separator Type</b>	Bisector
<b>Transmission Standards</b>	ANSI/TIA-568.2-D   CENELEC EN 50288-6-1   ISO/IEC 11801 Class E

## Dimensions

<b>Diameter Over Jacket, nominal</b>	5.918 mm   0.233 in
<b>Jacket Thickness</b>	0.508 mm   0.02 in
<b>Conductor Gauge, singles</b>	23 AWG

## Cross Section Drawing



## Electrical Specifications

<b>dc Resistance Unbalance, maximum</b>	5 %
<b>dc Resistance, maximum</b>	7.61 ohms/100 m   2.32 ohms/100 ft
<b>Mutual Capacitance at Frequency</b>	5.6 nF/100 m @ 1 kHz
<b>Nominal Velocity of Propagation (NVP)</b>	69 %
<b>Operating Frequency, maximum</b>	300 MHz
<b>Operating Voltage, maximum</b>	80 V
<b>Remote Powering</b>	Fully complies with the recommendations set forth by IEEE 802.3bt (Type 4) for the safe delivery of power over LAN cable when installed according to ISO/IEC 14763-2, CENELEC EN 50174-1, CENELEC EN 50174-2 or TIA TSB-184-A

## Material Specifications

<b>Conductor Material</b>	Bare copper
<b>Insulation Material</b>	Polyolefin
<b>Jacket Material</b>	Low Smoke Zero Halogen (LSZH)
<b>Separator Material</b>	Polyolefin

## Mechanical Specifications

<b>Pulling Tension, maximum</b>	11.34 kg   25 lb
---------------------------------	------------------

# 3071E-4/23

---

## Environmental Specifications

<b>Installation temperature</b>	0 °C to +60 °C (+32 °F to +140 °F)
<b>Operating Temperature</b>	-20 °C to +60 °C (-4 °F to +140 °F)
<b>Acid Gas Test Method</b>	IEC 60754-2
<b>Environmental Space</b>	Low Smoke Zero Halogen (LSZH)
<b>Flame Test Method</b>	IEC 60332-3-22
<b>Smoke Test Method</b>	IEC 61034-2

## Packaging and Weights


<b>Cable weight</b>	37.204 kg/km   25 lb/kft
---------------------	--------------------------

## Regulatory Compliance/Certifications

<b>Agency</b>	<b>Classification</b>
ISO 9001:2015	Designed, manufactured and/or distributed under this quality management system

# MGS400

## Base Product



## GigaSPEED XL® M-Series Modular Jack, RJ45, Cat6 Unshielded

- Electrical performance guaranteed to meet or exceed the channel specifications to ISO/IEC 11801 Class E and ANSI/TIA-568.2-D Category 6
- Patented crossing of straddling pair contacts enables efficient alien crosstalk reduction in the channel
- Snaps into standard M-series faceplates, surface-mount boxes, consolidation point boxes and modular panels
- Mountable either at 90 degrees (straight) or 45 degrees (angled) in M-series faceplate

## Product Classification

### Regional Availability

Asia | Australia/New Zealand | EMEA | Latin America | North America

### Portfolio

SYSTIMAX®

### Product Type

Modular jack

### Product Brand

GigaSPEED XL®

### Product Series

MGS400

## General Specifications

### ANSI/TIA Category

6

### Cable Type

Unshielded

### Conductor Type

Solid | Stranded

### Termination Type

IDC

### Wiring

T568A | T568B

## Dimensions

### Height

19.4 mm | 0.764 in

### Width

21.08 mm | 0.83 in

### Depth

30.2 mm | 1.189 in

### Compatible Conductor Gauge, solid

22 AWG | 24 AWG

### Compatible Conductor Gauge, stranded

22 AWG | 24 AWG

## Electrical Specifications

### Contact Resistance Variation, maximum

20 mOhm

### Contact Resistance, maximum

100 mOhm

# MGS400

---

<b>Current Rating at Temperature</b>	1.5 A @ 20 °C   1.5 A @ 68 °F
<b>Dielectric Withstand Voltage, RMS, conductive surface</b>	1,500 Vac @ 60 Hz
<b>Dielectric Withstand Voltage, RMS, contact-to-contact</b>	1,000 Vac @ 60 Hz
<b>Insulation Resistance, minimum</b>	500 MOhm
<b>PoE Durability</b>	Supports IEEE 802.3bt Type 4 (90 W) applications after 3000 plug to jack mating cycles

## Material Specifications

<b>Contact Plating Material</b>	Precious metals
<b>Material Type</b>	Copper alloy   High-impact, flame retardant, thermoplastic
<b>Termination Contact Plating</b>	Nickel

## Mechanical Specifications

<b>Plug Retention Force, minimum</b>	133 N   29.9 lbf
<b>Plug to Jack Mating Cycles</b>	Complies to IEC 60603-7 series

## Environmental Specifications

<b>Operating Temperature</b>	-10 °C to +60 °C (+14 °F to +140 °F)
<b>Storage Temperature</b>	-40 °C to +70 °C (-40 °F to +158 °F)
<b>Relative Humidity</b>	Up to 95%, non-condensing
<b>Flammability Rating</b>	UL 94 V-0
<b>Safety Standard</b>	UL   cUL

## Regulatory Compliance/Certifications

<b>Agency</b>	<b>Classification</b>
ISO 9001:2015	Designed, manufactured and/or distributed under this quality management system