

Base Product



Ultra Low Loss (ULL) Singlemode MPO8 (Pinned) to MPO8 (Pinned), Fiber Extension Cable Assembly, 8-Fiber, Plenum

Product Classification

Regional Availability	Asia Australia/New Zealand Europe Latin America Middle East /Africa North America
Portfolio	CommScope®
Product Type	Fiber array cable assembly
Product Brand	SYSTIMAX ULL
Ordering Note	For additional jacket colors, please contact a CommScope Sales Representative For lengths greater than 999 ft (304 m), orders must be in meters Minimum length may vary based on cable configuration

General Specifications

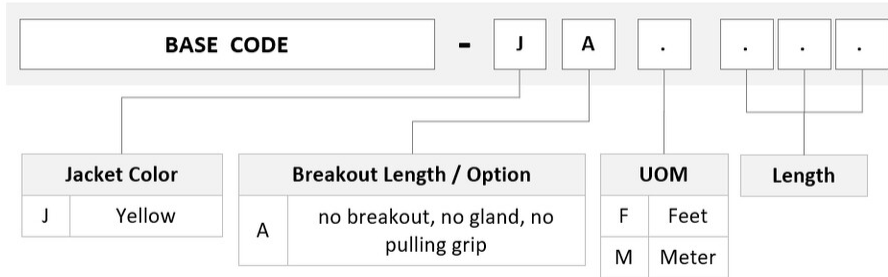
Color, boot A	Gray
Color, connector A	Green
Color, boot B	Gray
Color, connector B	Green
Construction Type	Stranded
Furcation Color	Yellow
Interface, Connector A	MPO-08/APC Male
Interface, Connector B	MPO-08/APC Male
Jacket Color	Yellow
Polarity	Method B Enhanced (ULL)
Fibers per Subunit, quantity	8
Total Fibers, quantity	8

Dimensions

Breakout Length	33 in
Cable Assembly Length Range (m)	1 – 305
Cable Assembly Length Range (ft)	1 – 999

UQGQXQXJ8

Ordering Tree



Mechanical Specifications

Cable Retention Strength, maximum 11.24 lb @ 0 ° | 4.40 lb @ 90 °

Optical Specifications

Fiber Mode Singlemode

Fiber Type G.657.A2, TeraSPEED®

Environmental Specifications

Operating Temperature -10 °C to +60 °C (+14 °F to +140 °F)

Environmental Space Indoor | Plenum

Regulatory Compliance/Certifications

Agency	Classification
ANATEL	Compliant
CHINA-ROHS	Above maximum concentration value
ISO 9001:2015	Designed, manufactured and/or distributed under this quality management system
REACH-SVHC	Compliant as per SVHC revision on www.commscope.com/ProductCompliance
ROHS	Compliant/Exempted
UK-ROHS	Compliant/Exempted




Included Products

760237964

UQGQXQXJ8

- P-012-MP-8G1-F30YL – Fiber indoor cable, Plenum for MPO Light Duty Patchcords, 12 fiber, Singlemode G.657.A2/B2, Feet jacket marking, Yellow jacket color
- 860637705 – MPO8, ULTRA LOW LOSS, MALE, Singlemode, GREEN, 3mm

760237964 | P-012-MP-8G1-F30YL



Fiber indoor cable, Plenum for MPO Light Duty Patchcords, 12 fiber, Singlemode G.657.A2/B2, Feet jacket marking, Yellow jacket color

Product Classification

Regional Availability	Asia Australia/New Zealand Latin America Middle East/Africa North America
Portfolio	CommScope®
Product Type	Fiber indoor cable
Product Series	P-MP

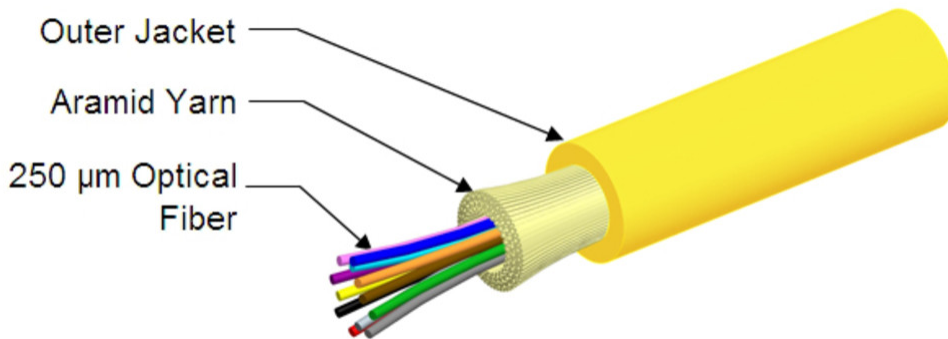
General Specifications

Cable Type	MPO trunk cable
Construction Type	Non-armored
Subunit Type	Gel-free
Jacket Color	Yellow
Jacket Marking	Feet
Total Fiber Count	12

Dimensions

Diameter Over Jacket	3 mm 0.118 in
-----------------------------	-----------------

Representative Image



Mechanical Specifications

Minimum Bend Radius, loaded	45 mm 1.772 in
Minimum Bend Radius, unloaded	24 mm 0.945 in
Tensile Load, long term, maximum	100 N 22.481 lbf
Tensile Load, short term, maximum	334 N 75.086 lbf
Compression	4 N/mm 22.841 lb/in
Compression Test Method	FOTP-41 IEC 60794-1 E3
Flex	300 cycles
Flex Test Method	FOTP-104 IEC 60794-1 E6
Impact	0.74 N-m 6.55 in lb
Impact Test Method	FOTP-25 IEC 60794-1 E4
Strain	See long and short term tensile loads
Strain Test Method	FOTP-33 IEC 60794-1 E1
Twist	10 cycles
Twist Test Method	FOTP-85 IEC 60794-1 E7
Vertical Rise, maximum	500 m 1,640.42 ft

Optical Specifications

Fiber Type	G.657.A2/B2 G.657.A2/B2
-------------------	---------------------------

Environmental Specifications

Installation temperature	0 °C to +70 °C (+32 °F to +158 °F)
Operating Temperature	0 °C to +70 °C (+32 °F to +158 °F)
Storage Temperature	-40 °C to +70 °C (-40 °F to +158 °F)
Cable Qualification Standards	ANSI/ICEA S-83-596 Telcordia GR-409
Environmental Space	Plenum
Flame Test Listing	NEC OFNP (ETL) and c(ETL)
Flame Test Method	NFPA 130 NFPA 262

Environmental Test Specifications

Heat Age	0 °C to +85 °C (+32 °F to +185 °F)
Heat Age Test Method	IEC 60794-1 F9
Low High Bend	0 °C to +70 °C (+32 °F to +158 °F)

760237964 | P-012-MP-8G1-F30YL

Low High Bend Test Method	FOTP-37 IEC 60794-1 E11
Temperature Cycle	0 °C to +70 °C (+32 °F to +158 °F)
Temperature Cycle Test Method	FOTP-3 IEC 60794-1 F1

Packaging and Weights

Cable weight	9 kg/km 6.048 lb/kft
---------------------	------------------------

Regulatory Compliance/Certifications


Agency	Classification
CHINA-ROHS	Below maximum concentration value
ISO 9001:2015	Designed, manufactured and/or distributed under this quality management system
REACH-SVHC	Compliant as per SVHC revision on www.commscope.com/ProductCompliance
ROHS	Compliant
UK-ROHS	Compliant



* Footnotes

Operating Temperature Specification applicable to non-terminated bulk fiber cable

860637705



MPO8, ULTRA LOW LOSS, MALE, Singlemode, GREEN, 3mm

Product Classification

Regional Availability	Asia Australia/New Zealand EMEA Latin America North America
Portfolio	CommScope®
Product Type	Fiber connector
Product Brand	TeraSPEED®

General Specifications

Color	Green
Color, boot	Gray
Ferrule Geometry	Angled
Interface	MPO/APC Male
Interface Feature	Pinned
Total Fiber Count	8

Dimensions

Length	60.1 mm 2.366 in
Compatible Cable Diameter	3 mm 0.118 in
Dimensional Standards	IEC 61754-7 TIA-604-5

Material Specifications

Ferrule Material	Polymer
-------------------------	---------

Mechanical Specifications

Cable Retention Strength, maximum	11.24 lb @ 0 °
--	----------------

Optical Specifications

Fiber Mode	Singlemode
Fiber Type	G.652.D and G.657.A1, TeraSPEED® OS2
Insertion Loss Change, mating	0.3 dB

860637705

Optical Components Standard	ANSI/TIA-568-C.3
Insertion Loss Change, temperature	0.3 dB
Insertion Loss, maximum	0.35 dB
Return Loss, minimum	65 dB

Packaging and Weights

Packaging quantity	1
---------------------------	---

Regulatory Compliance/Certifications

Agency	Classification
CHINA-ROHS	Below maximum concentration value
ISO 9001:2015	Designed, manufactured and/or distributed under this quality management system
REACH-SVHC	Compliant as per SVHC revision on www.commscope.com/ProductCompliance
ROHS	Compliant
UK-ROHS	Compliant



* Footnotes

Insertion Loss Change, mating	TIA-568: Maximum insertion loss change after 500 matings
Insertion Loss Change, temperature	Maximum insertion loss change from -10 °C to +60 °C (+14 °F to +140 °F)