EGV4-65D-R6



12-port multiband antenna, 2x 694–862, 2x 880–960 and 8x 1695–2690 MHz, 65° horizontal beamwidth, 6x Internal RET. Low band arrays are diplexed at the element level.

- All Internal RET actuators are connected in “Cascaded SRET” configuration
- Integrated Internal Remote Electrical Tilt (RET), with independent control of electrical tilt on all arrays
- Uses the 4.3-10 connector which is 40 percent smaller than the 7-16 DIN connector
- Low band array is diplexed for independent tilt
- High band antennas are arranged side-by-side for optimum MIMO 4x4/4x2 performance

General Specifications

Antenna Type	Sector
Band	Multiband
Color	Light Gray (RAL 7035)
Grounding Type	RF connector inner conductor and body grounded to reflector and mounting bracket
Performance Note	Outdoor usage | Wind loading figures are validated by wind tunnel measurements described in white paper WP-112534-EN
Radome Material	Fiberglass, UV resistant
Radiator Material	Copper | Low loss circuit board
Reflector Material	Aluminum
RF Connector Interface	4.3-10 Female
RF Connector Location	Bottom
RF Connector Quantity, high band	8
RF Connector Quantity, low band	4
RF Connector Quantity, total	12

Remote Electrical Tilt (RET) Information

RET Hardware	CommRET v2
RET Interface	8-pin DIN Female | 8-pin DIN Male
RET Interface, quantity	1 female | 1 male
Input Voltage	10–30 Vdc
Internal RET	High band (4) | Low band (2)

©2024 CommScope, Inc. All rights reserved. CommScope and the CommScope logo are registered trademarks of CommScope and/or its affiliates in the U.S. and other countries. For additional trademark information see https://www.commscope.com/trademarks. All product names, trademarks and registered trademarks are property of their respective owners. Revised: September 9, 2024

EGV4-65D-R6

Power Consumption, idle state, maximum	1 W
Power Consumption, normal conditions, maximum	8 W
Protocol	3GPP/AISG 2.0 (Single RET)

Dimensions

Width	350 mm | 13.78 in
Depth	208 mm | 8.189 in
Length	2688 mm | 105.827 in
Net Weight, without mounting kit	43.5 kg | 95.901 lb

Array Layout

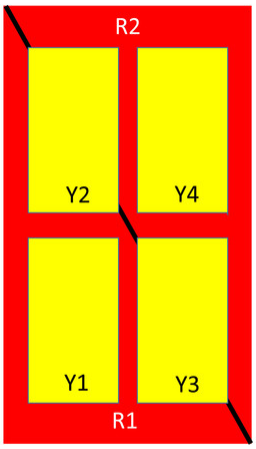

Left Right
Bottom

Array	Freq (MHz)	Conns	RET (SRET)	AISG RET UID
R1	694-862	1-2	1	CPxxxxxxxxxxxxxxxR1
R2	880-960	3-4	2	CPxxxxxxxxxxxxxxxR2
Y1	1695-2690	5-6	3	CPxxxxxxxxxxxxxxxY1
Y2	1695-2690	7-8	4	CPxxxxxxxxxxxxxxxY2
Y3	1695-2690	9-10	5	CPxxxxxxxxxxxxxxxY3
Y4	1695-2690	11-12	6	CPxxxxxxxxxxxxxxxY4

(Sizes of colored boxes are not true depictions of array sizes)

Port Configuration

©2024 CommScope, Inc. All rights reserved. CommScope and the CommScope logo are registered trademarks of CommScope and/or its affiliates in the U.S. and other countries. For additional trademark information see https://www.commscope.com/trademarks. All product names, trademarks and registered trademarks are property of their respective owners. Revised: September 9, 2024

EGV4-65D-R6



Electrical Specifications

Impedance	50 ohm
Operating Frequency Band	1695 – 2690 MHz | 694 – 862 MHz | 880 – 960 MHz
Polarization	±45°
Total Input Power, maximum	800 W @ 50 °C

Electrical Specifications

Frequency Band, MHz	**694–862**	**880–960**	**1695–1920**	**1920–2180**	**2300–2500**	**2500–2690**
Gain, dBi	16.7	17	17	17.5	18.3	18.3
Beamwidth, Horizontal, degrees	66	63	63	63	61	61
Beamwidth, Vertical, degrees	8	6.9	7.3	6.5	5.7	5.3
Beam Tilt, degrees	2–12	2–12	2–12	2–12	2–12	2–12
USLS (First Lobe), dB	17	15	14	16	15	15
Front-to-Back Ratio at 180°, dB	33	35	32	35	36	35
Isolation, Cross Polarization, dB	28	28	28	28	28	28
Isolation, Inter-band, dB	30	30	30	30	30	30
VSWR | Return loss, dB	1.5 | 14.0	1.5 | 14.0	1.5 | 14.0	1.5 | 14.0	1.5 | 14.0	1.5 | 14.0

©2024 CommScope, Inc. All rights reserved. CommScope and the CommScope logo are registered trademarks of CommScope and/or its affiliates in the U.S. and other countries. For additional trademark information see https://www.commscope.com/trademarks. All product names, trademarks and registered trademarks are property of their respective owners. Revised: September 9, 2024

PIM, 3rd Order, 2 x 20 W, dBc	-150	-150	-150	-150	-150	-150
Input Power per Port, maximum, watts	250	250	300	300	300	250

Mechanical Specifications

Wind Loading @ Velocity, frontal	477.0 N @ 150 km/h (107.2 lbf @ 150 km/h)
Wind Loading @ Velocity, lateral	409.0 N @ 150 km/h (91.9 lbf @ 150 km/h)
Wind Loading @ Velocity, maximum	1,010.0 N @ 150 km/h (227.1 lbf @ 150 km/h)
Wind Loading @ Velocity, rear	506.0 N @ 150 km/h (113.8 lbf @ 150 km/h)
Wind Speed, maximum	241 km/h (150 mph)

Packaging and Weights

Width, packed	460 mm | 18.11 in
Depth, packed	350 mm | 13.78 in
Length, packed	2830 mm | 111.417 in
Weight, gross	60 kg | 132.277 lb

Regulatory Compliance/Certifications

Agency	**Classification**
CE	Compliant with the relevant CE product directives
CHINA-ROHS	Above maximum concentration value
ISO 9001:2015	Designed, manufactured and/or distributed under this quality management system
ROHS	Compliant/Exempted
UK-ROHS	Compliant/Exempted

Included Products

BSAMNT-4	–	Wide Profile Antenna Downtilt Mounting Kit for 2.4 - 4.5 in (60 - 115 mm) OD round members. Kit contains one scissor top bracket set and one bottom bracket set.

* Footnotes

Performance Note	Severe environmental conditions may degrade optimum performance

©2024 CommScope, Inc. All rights reserved. CommScope and the CommScope logo are registered trademarks of CommScope and/or its affiliates in the U.S. and other countries. For additional trademark information see https://www.commscope.com/trademarks. All product names, trademarks and registered trademarks are property of their respective owners. Revised: September 9, 2024