


EGYHHTT-65B-R6



14-port, 1.8m, multiband antenna, RF port assignments are as follows: R1 = 694–862, R2 = 880–960, G1 = 1427–1518, B1 & B2 = 1695–2180 and Y1 & Y2 = 2490–2690 MHz, 65° horizontal beamwidth, 6x Internal RET. Y1 & Y2 share a common RET

- Electrical tilt settings applicable to RF Ports R1, R2, G1, B1 & B2 can be set independently (See Array Layout and RET Table below)
- A common electrical tilt setting is shared by RF Ports Y1 & Y2
- All Internal RET actuators are connected in “Cascaded SRET” configuration

General Specifications

Antenna Type	Sector
Band	Multiband
Grounding Type	RF connector inner conductor and body grounded to reflector and mounting bracket
Performance Note	Outdoor usage Wind loading figures are validated by wind tunnel measurements described in white paper WP-112534-EN
Radome Material	Fiberglass, UV resistant
Reflector Material	Aluminum
RF Connector Interface	4.3-10 Female
RF Connector Location	Bottom
RF Connector Quantity, high band	10
RF Connector Quantity, mid band	0
RF Connector Quantity, low band	4
RF Connector Quantity, total	14

Remote Electrical Tilt (RET) Information

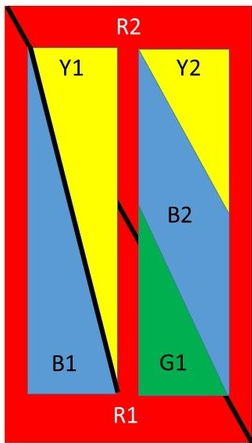
RET Hardware	CommRET v1
RET Interface	8-pin DIN Female 8-pin DIN Male
RET Interface, quantity	1 female 1 male
Input Voltage	10–30 Vdc
Power Consumption, idle state, maximum	1 W
Power Consumption, normal conditions, maximum	8 W
Protocol	3GPP/AISG 2.0 (Single RET)

EGYHHTT-65B-R6

Dimensions

Width	350 mm 13.78 in
Depth	208 mm 8.189 in
Length	1828 mm 71.969 in
Net Weight, without mounting kit	33 kg 72.752 lb


Array Layout



Array	Freq (MHz)	Conns	RET (SRET)	AISG RET UID
R1	694-862	1-2	1	CPxxxxxxxxxxxxxxxxR1
R2	880-960	3-4	2	CPxxxxxxxxxxxxxxxxR2
G1	1427-1518	5-6	3	CPxxxxxxxxxxxxxxxxG1
B1	1695-2180	7-8	4	CPxxxxxxxxxxxxxxxxB1
B2	1695-2180	9-10	5	CPxxxxxxxxxxxxxxxxB2
Y1	2490-2690	11-12	6	CPxxxxxxxxxxxxxxxxY1
Y2	2490-2690	13-14		

Port Configuration

EGYHHTT-65B-R6



Electrical Specifications

Impedance	50 ohm
Operating Frequency Band	1427 – 1518 MHz 1695 – 2180 MHz 2490 – 2690 MHz 694 – 862 MHz 880 – 960 MHz
Polarization	±45°
Total Input Power, maximum	800 W @ 50 °C

Electrical Specifications

	R1	R2	G1	B1	B2	Y1	Y2
Frequency Band, MHz	694–862	880–960	1427–1518	1695–2180	1695–2180	2490–2690	2490–2690
Gain, dBi	14.8	15.1	16.3	17.9	17.2	17.4	17.9
Beamwidth, Horizontal, degrees	67	63	64	61	61	62	60
Beamwidth, Vertical, degrees	11.9	10.1	7	5.2	5.2	4.1	4.1
Beam Tilt, degrees	2–14	2–14	2–12	2–12	2–12	2–12	2–12
USLS (First Lobe), dB	14	17	19	19	18	21	21
Front-to-Back Ratio at 180°, dB	30	31	33	31	34	29	33
Isolation, Cross Polarization, dB	28	28	28	28	28	28	28

EGYHHTT-65B-R6

Isolation, Inter-band, dB	30	30	30	30	30	30	30
VSWR Return loss, dB	1.5 14.0	1.5 14.0	1.5 14.0	1.5 14.0	1.5 14.0	1.5 14.0	1.5 14.0
PIM, 3rd Order, 2 x 20 W, dBc	-150	-150	-150	-150	-150	-150	-150
Input Power per Port, maximum, watts	350	350	300	300	300	250	250

Mechanical Specifications

Wind Loading @ Velocity, frontal	301.0 N @ 150 km/h (67.7 lbf @ 150 km/h)
Wind Loading @ Velocity, lateral	254.0 N @ 150 km/h (57.1 lbf @ 150 km/h)
Wind Loading @ Velocity, maximum	638.0 N @ 150 km/h (143.4 lbf @ 150 km/h)
Wind Loading @ Velocity, rear	319.0 N @ 150 km/h (71.7 lbf @ 150 km/h)
Wind Speed, maximum	241 km/h (150 mph)

Packaging and Weights

Width, packed	456 mm 17.953 in
Depth, packed	357 mm 14.055 in
Length, packed	1975 mm 77.756 in
Weight, gross	46.5 kg 102.515 lb

Regulatory Compliance/Certifications

Agency	Classification
CE	Compliant with the relevant CE product directives
CHINA-ROHS	Above maximum concentration value
ISO 9001:2015	Designed, manufactured and/or distributed under this quality management system
ROHS	Compliant/Exempted
UK-ROHS	Compliant/Exempted



Included Products

BSAMNT-3	-	Wide Profile Antenna Downtilt Mounting Kit for 2.4 - 4.5 in (60 - 115 mm) OD round members. Kit contains one scissor top bracket set and one bottom bracket set.
----------	---	--

* Footnotes

Performance Note	Severe environmental conditions may degrade optimum performance
-------------------------	---