



FTTX Solutions

Mini Fiber Distribution Hub 3000

CommScope's FTTX infrastructure solutions are designed from the ground up to meet the unique requirements of FTTX networks. Designed for operational efficiency and scalability, CommScope's FTTX solutions simplify network installation, maintenance and management from the central office/head end to the outside plant.

The Mini Fiber Distribution Hub (FDH) 3000 is specifically designed to address the unique density requirements commonly found in multi-dwelling units (MDUs) and in rural fiber deployments. The Mini FDH 3000 provides maximum density termination capacity of eight feeder fibers and 72 distribution fibers and includes spliced or MPO connections for distribution and feeder ports.

The Mini FDH 3000 provides quick and easy technician access to subscriber connections. The same Mini Fiber Distribution Hub will serve both indoor and outdoor applications, and will accommodate wall or pole mount installations.

Benefits


- **Intelligent Design:** Right-sized to meet requirements for MDU and rural communities. Miniaturized cabinet takes less space on poles and walls
- **Flexible and Modular:** Utilizes standardized CommScope splitter modules and accessories
- **Quality and Performance:** Built with intuitive cable routing schemes, easy connector access, and bend radius protection
- The same Mini Fiber Distribution Hub unit can be used for cross-connect applications

FTTX Solutions



Mini Fiber Distribution Hub 3000

Features and Benefits

- Miniaturized cabinet takes up less space on poles and walls
- Supports up to 72 fiber terminations
- The same Mini Fiber Distribution Hub will serve both indoor and outdoor applications
- Universal wall/pole bracket shipped with unit
- Accommodates up to 4 splitters
- Weather resistant metallic cabinet protects from dust, moisture and UV
- Integrated splicing or MPO interface for F1 and F2 fibers
- Single front door access
- Swing frame access to splitter chassis and splice trays/MPO adapters
- Carefully designed fiber paths reduce attenuation and signal loss
- Parking lot storage for 32 fibers
- Almond color
- Operating temperature: -40°C to 65°C (-40°F to 150°F)
- Access via sliding 6 adapter packs
- UL safety listed



Access via Sliding Adapter Pack



Parking Lot Storage



Technician-friendly Design



Bottom Cable Entry Ports



Universal Pole/Wall Bracket Included

Ordering Information

F1 Splice Feeder* - F2 Splice Distribution* Configurations		
Feeder Fiber Count	Distribution Fiber Count	Catalog Number
8	12	FD3-AR012J00U00P8
8	24	FD3-AR024J00U00P8
8	36	FD3-AR036J00U00P8
8	48	FD3-AR048J00U00P8
8	60	FD3-AR060J00U00P8
8	72	FD3-AR072J00U00P8

F1 Splice Feeder* - F2 MPO Distribution Configurations		
Feeder Fiber Count	Distribution Fiber Count	Catalog Number
8	36	FD3-AR036J00M00P8
8	48	FD3-AR048J00M00P8
8	72	FD3-AR072J00M00P8

F1 MPO Feeder** – F2 MPO Distribution Configurations		
Feeder Fiber Count	Distribution Fiber Count	Catalog Number
8	36	FD3-AR036J00MM0P8
8	48	FD3-AR048J00MM0P8
8	72	FD3-AR072J00MM0P8

*Splice configurations use loose tube microcable pigtailed for single fiber splicing. For mass fusion splicing, the pigtailed must be ribbonized. Trays provided are suitable for either single fiber splicing or mass fusion splicing.

**Only fibers 1-8 are used in MPO feeder configuration.



FTTX Solutions

Mini Fiber Distribution Hub 3000

Specifications

Maximum Distribution Size:	72 Terminations
Maximum Feeder Fibers:	8
Distribution Splice Capacity:	(6) 12 Fiber Trays
Distribution MPO Capacity:	(6) 12 Fiber MPO
Feeder Splice Cabinet:	(1) 12 Fiber Tray
Feeder MPO Capacity: **	(1) Fiber MPO
Cabinet Dimensions:	19H x 13W x 8D in. *
Splitter Capacity:	4
Parking Capacity:	32 Fibers

*With installed mounting bracket

Accessories

Ordering Information

Description	Catalog Number
Cable Compression Fitting/Clamp Kit	
Each kit contains a compression fitting, grommets, cable clamp & strength member tie-off bracket. Order this kit to replace a dome plug with a compression fitting for cable sizes of .35 to .62 inches. Compression fittings are available for larger and smaller cable sizes.	FD3-ACCRCBCLIMP
216 Tools – Can Wrench Keys	
Nickel-plated brass can wrench key For use in loosening/tightening security screws	OSP-216BKEY1
Aluminum can wrench key For use in loosening/tightening security screws	OSP-216BKEY2
Cleaning Kits and Touch Up Paint	
Alcohol cleaning kit for connector end faces	FPC-CLNKIT1
Almond touch up paint	ACE-ACC-PTALMD
Door Replacement Kit	
Includes door, tamper resistant 216B door keepers, gasket and labels	FD3-ACCRDOORKT
Cross-Connect Jumper	
2.0mm singlemode patch cord, 1.5 meters length, SC/APC connector	FPCMW-APSC-P-1.5M

Mini Plug and Play Splitter Modules

Ordering Information and Performance Specifications

Splitter Type	Max Loss*	Typical Loss*	Uniformity	Return Loss	Directivity	PDL	Wavelength Range	Catalog Number
1x2	3.8dB	3.1dB	1.1dB	≥55dB	≥55dB	0.2dB	1260-1360 nm and 1480 – 1580 nm	FPS-MPP1WJJ
1x4	7.2dB	6.6dB	0.8dB	≥55dB	≥60dB	0.2dB	1260-1635 nm	FPS-MPP1NJJ
1x8	10.3dB	9.7dB	1.0dB	≥55dB	≥60dB	0.2dB	1260-1635 nm	FPS-MPP1UJJ
1x16	13.5dB	12.8dB	1.0dB	≥55dB	≥60dB	0.3dB	1260-1635 nm	FPS-MPP1CJJ
1x32	16.7dB	16.0dB	1.3dB	≥55dB	≥60dB	0.3dB	1260-1635 nm	FPS-MPP1AJJ

*Includes Polarization Dependent Loss (PDL).



www.commscope.com

Visit our website or contact your local CommScope representative for more information.

© 2015 CommScope, Inc. All rights reserved.

All trademarks identified by ® or ™ are registered trademarks or trademarks, respectively, of CommScope, Inc.

This document is for planning purposes only and is not intended to modify or supplement any specifications or warranties relating to CommScope products or services.

PS-109979.1-AE (12/15)