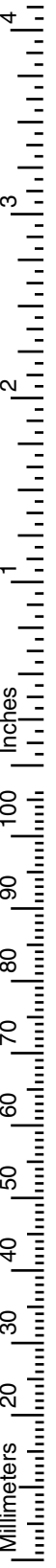







Installation Instructions

Connectors



for HELIAX® HJ9-50 Coaxial Cable





10

Trim conductor tabs that extend beyond edge of helix ring




11

Screw stub 1/2" (12.7 mm) into inner conductor




12

Cut 12 V-notches 45° 1/4" (6.3 mm)



13

Position stub. Lay scale flush against stub to align with outer conductor.



14

Bend tabs over stub slots




Bend tab into slot to hold stub in place



15

Form tabs to stub



16

Prepare the insulator:

- If you need a gas block connector, skip to step 17.
- If you need a gas pass connector, drill through 4 insulator guide holes with 3/16" (4.7 mm) drill for gas-pass operation



17

Place flare ring on insulator and screw stud into stub so that pin enters stub slot



Hold insulator and tighten stud torqued to a range of 20-45 lb_f-ft (27.1-61.0 N·m)

Notice

The installation, maintenance, or removal of antenna systems requires qualified, experienced personnel. Andrew installation instructions are written for such personnel. Antenna systems should be inspected once a year by qualified personnel to verify proper installation, maintenance, and condition of equipment.

Andrew disclaims any liability or responsibility for the results of improper installation practices.

18

Place 2 O-rings on helix ring and 1 O-ring on insulator. Apply silicone grease to O-rings and gasket and slide body into place.




19

Use 3 long screws, equally spaced, to pull parts together. Add short screws, then replace long screws with short screws, and tighten screws to 6-8 lb_f-ft (8.1-10.8 N·m)



Male



Female

Want Andrew to attach connectors for you? Call us. Skilled personnel at Andrew can attach connectors for you, quickly and economically. Every factory-made cable assembly is 100% tested to customer requirements before shipment and has a 10-year warranty. For details about this service, contact Andrew.



Andrew Corporation
10500 West 153rd Street
Orland Park, IL U.S.A. 60462

Telephone: 708-349-3300 Customer Service, 24 hours: U.S.A. • Canada • Mexico: 1-800-255-1479
FAX (U.S.A.): 1-800-349-5444 U.K.: 0800 250055
Internet: <http://www.andrew.com> Other Europe: +44 1592 782612

Printed in U.S.A. 8/98
Copyright © 1998 by Andrew Corporation