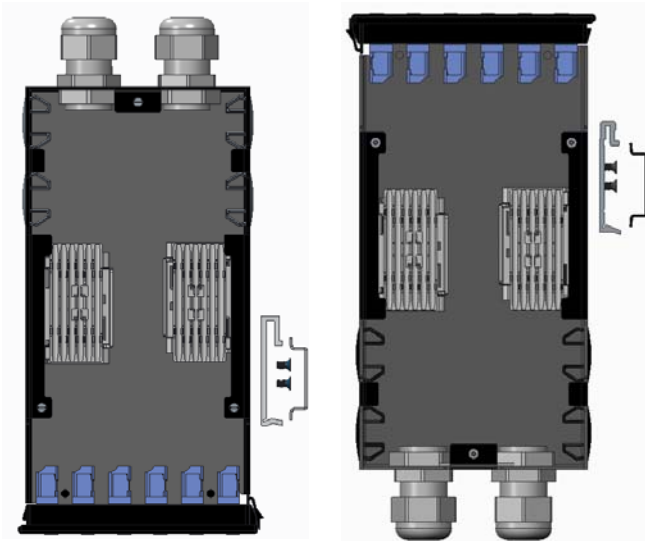



Din-rail adapter
Fixing Plate

Din-rail adapter in this position:
'Din-rail adapter Fixing Plate' is necessary



1671965-2
1671965-4
Din-rail adapter positions



1671965-1
1671965-3
No Din-rail adapter


1. KIT CONTENT

Quick-Fit Cassette	1 pc
M20 Hole Plug	4 pcs
Cable Gland M20	2 pcs


Din-Rail Adapter	1 pc
Din-Rail Adapter Fixing Plate	1 pc
Screw M3x6	3 pcs
(only for 1671965-2 and 1671965-4)	

2. ROUTING OF THE FIBERS IN THE CASSETTE


2.1 Cut the fibers to length.




2.2 Weld the fibers.




2.6 Route fibers 250μ.



2.4 Route fibers 250μ and 900μ.



2.3 Route fibers into cassette.



2.5 General (250μ).

