

8

7

6

5

4

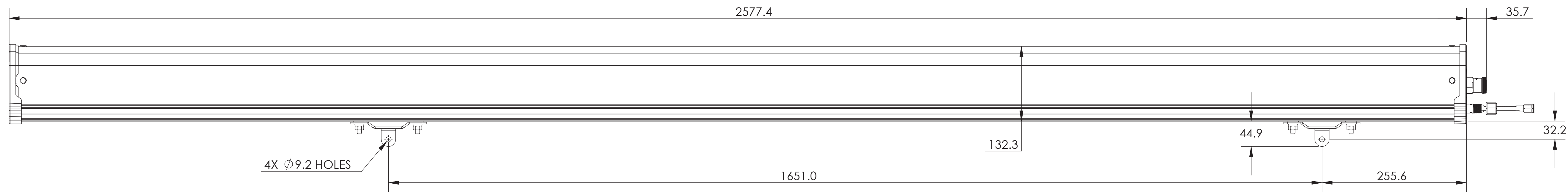
3

2

1

NOTES:

REVISION			
REV	DESCRIPTION	DATE	APPROVED
A	ECR 8000000310: REL TO PRODUCTION PER EAO 600861.	26MAR13 YR	EB/GD
C	ECR 8000004540: ELIMINATE LDX-6516DST-VTM ON THE DRAWING.	22JUL14 DYT	HQ/AD
D	RCR 8000004982: UPDATE DRAWING.	02SEP14 YR	S.LIU/JIHE
E	ECR 8000005236: ADD DXF FILE.	28SEP14 QF	S.LIU/JIHE
F	ECR 8000006070: UPDATE DRAWING WITH LATEST MODEL.	15DEC14 SJT	S.LIU/JIHE



LDX-6516DS-VTM

THIRD ANGLE PROJECTION

THIRD ANGLE PROJECTION

MATERIAL N/A	DENSITY: MASS:	UNLESS OTHERWISE SPECIFIED DIMENSIONS ARE IN MILLIMETERS INTERPRET PER ISO STANDARDS HANDBOOK, TECHNICAL DRAWINGS, VOLUMES 1 & 2, THIRD EDITION (2002)	WESTCHESTER, IL. 60154 U.S.A.					
FINISH N/A	TOLERANCES 0 PLACE X± 1 PLACE .X± 2 PLACE .XX± ANGLES ± ALL SURFACES ✓	THIRD ANGLE PROJECTION 	PRODUCT DRAWING					
DRAWN BY YR 26MAR13 ECN 8000006070-O		SIZE A1	CAGE CODE 84147	DOCUMENT NO. LDX-6516DS-VTM-L				
AUTH. GROUP 23		MODEL	DRAWING		SHEET			
NOTICE: These drawings and specifications are the proprietary property of ANDREW CORPORATION and may be used only for the specific purpose authorized in writing by Andrew.		VERSION 04	STATUS RE	REVISION E	VERSION 05	STATUS RE	REVISION F	SHEET 1 OF 2

8

7

6

3

2

1

D

C

B

A

8

7

6

5

4

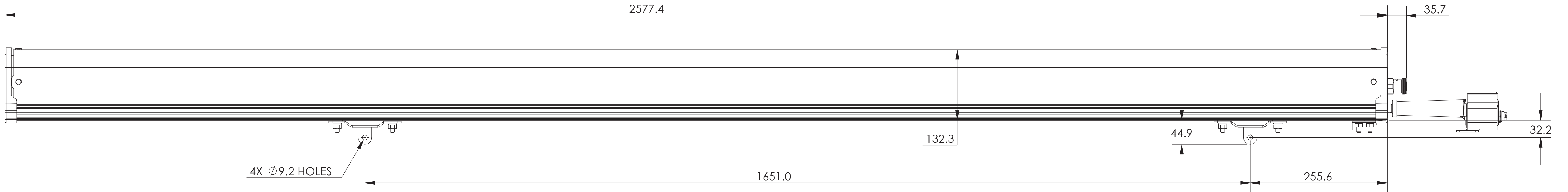
3

2


1

D

D



C



B

LDX-6516DS-A1M  
LDX-6516DS-R2M

A

A

8

7

6

THIRD ANGLE PROJECTION

3

2

1

**ANDREW** WESTCHESTER, IL. 60154  
U.S.A.

PRODUCT DRAWING

THIRD ANGLE PROJECTION	SIZE	CAGE CODE	DOCUMENT NO.
	<b>A1</b>	<b>84147</b>	<b>LDX-6516DS-VTM-L</b>
NOTICE: These drawings and specifications are the proprietary property of ANDREW CORPORATION and may be used only for the specific purpose authorized in writing by Andrew.	VERSION	STATUS	REVISION
	05	RE	F
			SHEET
			2 OF 2