


# CVV65ASX-M | CVV65ASX-3X2

6-port sector antenna, 2x 790–960 and 4x 1710–2690 MHz, 65° HPBW, RET compatible



- Three DualPol® antennas under one radome
- Utilizes AccuRET® actuator(s) on the back of the antenna
- High band antennas are arranged side-by-side for optimum MIMO 4x4/4x2 performance

## OBSOLETE

This product was discontinued on: **March 27, 2020**

### Replaced By:

RVV-65A-R3

6-port sector antenna, 2x 694–960 and 4x 1695–2690 MHz, 65° HPBW, 3x RET

## General Specifications

<b>Antenna Type</b>	Sector
<b>Band</b>	Multiband
<b>Color</b>	Light Gray (RAL 7035)
<b>Grounding Type</b>	RF connector inner conductor and body grounded to reflector and mounting bracket
<b>Performance Note</b>	Outdoor usage   Wind loading figures are validated by wind tunnel measurements described in white paper WP-112534-EN
<b>Radome Material</b>	Fiberglass, UV resistant
<b>Radiator Material</b>	Aluminum   Low loss circuit board
<b>Reflector Material</b>	Aluminum
<b>RF Connector Interface</b>	7-16 DIN Female
<b>RF Connector Location</b>	Bottom
<b>RF Connector Quantity, high band</b>	4
<b>RF Connector Quantity, low band</b>	2
<b>RF Connector Quantity, total</b>	6

## Remote Electrical Tilt (RET) Information


<b>Model with Factory Installed AISG 2.0 Actuator</b>	CVV65ASX-3X2
---	--------------

# CVV65ASX-M | CVV65ASX-3X2

## Dimensions

<b>Width</b>	301 mm   11.85 in
<b>Depth</b>	180.5 mm   7.106 in
<b>Length</b>	1412 mm   55.591 in
<b>Net Weight, without mounting kit</b>	17.6 kg   38.801 lb

## Array Layout



Array	Freq (MHz)	Conns
R1	790-960	1-2
Y1	1710-2690	3-4
Y2	1710-2690	5-6


Left                  Right  
Bottom

(Sizes of colored boxes are not true depictions of array sizes)


## Port Configuration

# CVV65ASX-M | CVV65ASX-3X2

---



# CVV65ASX-M | CVV65ASX-3X2



## Electrical Specifications

<b>Impedance</b>	50 ohm
<b>Operating Frequency Band</b>	1710 – 2690 MHz   790 – 960 MHz
<b>Polarization</b>	±45°

## Electrical Specifications

Frequency Band, MHz	790–896	870–960	1710–1880	1850–1990	1920–2180	2300–2500	2500–2690
<b>Gain, dBi</b>	14.4	14.5	17.2	17.4	18	18.2	18.4
<b>Beamwidth, Horizontal, degrees</b>	70	69	60	62	63	63	56.6
<b>Beamwidth, Vertical, degrees</b>	15.5	14.5	7.2	6.7	6.3	5.5	5.2
<b>Beam Tilt, degrees</b>	0–15	0–15	2–12	2–12	2–12	2–12	2–12
<b>USLS (First Lobe), dB</b>	16	15	13	14	15	15	14
<b>Front-to-Back Ratio at 180°, dB</b>	28	29	28	30	30	30	29
<b>Isolation, Cross Polarization, dB</b>	28	28	28	28	28	28	28
<b>Isolation, Inter-band, dB</b>	30	30	30	30	30	30	30
<b>VSWR   Return loss, dB</b>	1.5 14.0	1.5 14.0	1.5 14.0	1.5 14.0	1.5 14.0	1.5 14.0	1.5 14.0
<b>PIM, 3rd Order, 2 x 20 W, dBc</b>	-150	-150	-150	-150	-150	-150	-150

# CVV65ASX-M | CVV65ASX-3X2

<b>Input Power per Port, maximum, watts</b>	350	350	350	350	350	300	300
---	-----	-----	-----	-----	-----	-----	-----

## Electrical Specifications, BASTA

<b>Frequency Band, MHz</b>	<b>790–896</b>	<b>870–960</b>	<b>1710–1880</b>	<b>1850–1990</b>	<b>1920–2180</b>	<b>2300–2500</b>	<b>2500–2690</b>
<b>Gain by all Beam Tilts, average, dBi</b>	14	14.3	16.9	17.3	17.5	17.7	17.9
<b>Gain by all Beam Tilts Tolerance, dB</b>	±0.4	±0.3	±0.7	±0.4	±0.6	±0.7	±0.8
<b>Gain by Beam Tilt, average, dBi</b>	0° 14.2 8° 14.1 15° 13.8	0° 14.4 8° 14.3 15° 13.9	2° 16.9 7° 17.1 12° 16.5	2° 17.2 7° 17.4 12° 16.9	2° 17.5 7° 17.7 12° 17.1	2° 17.8 7° 18.0 12° 17.0	2° 17.9 7° 18.2 12° 17.0
<b>Beamwidth, Horizontal Tolerance, degrees</b>	±1.2	±1.8	±5.3	±6.5	±5.8	±6.1	±4.3
<b>Beamwidth, Vertical Tolerance, degrees</b>	±1.1	±0.8	±0.5	±0.3	±0.5	±0.3	±0.3
<b>USLS, beampeak to 20° above beampeak, dB</b>	16	15	15	16	15	14	12
<b>Front-to-Back Total Power at 180° ± 30°, dB</b>	22	22	25	24	24	24	23
<b>CPR at Boresight, dB</b>	25	24	16	18	17	16	20
<b>CPR at Sector, dB</b>	12	11	11	13	11	7	10

## Mechanical Specifications

<b>Wind Loading @ Velocity, frontal</b>	205.0 N @ 150 km/h (46.1 lbf @ 150 km/h)
<b>Wind Loading @ Velocity, lateral</b>	169.0 N @ 150 km/h (38.0 lbf @ 150 km/h)
<b>Wind Loading @ Velocity, maximum</b>	396.0 N @ 150 km/h (89.0 lbf @ 150 km/h)
<b>Wind Loading @ Velocity, rear</b>	208.0 N @ 150 km/h (46.8 lbf @ 150 km/h)
<b>Wind Speed, maximum</b>	241 km/h (150 mph)

## Packaging and Weights

<b>Width, packed</b>	429 mm   16.89 in
<b>Depth, packed</b>	329 mm   12.953 in
<b>Length, packed</b>	1672 mm   65.827 in
<b>Weight, gross</b>	30.9 kg   68.123 lb

## Regulatory Compliance/Certifications

<b>Agency</b>	<b>Classification</b>
CE	Compliant with the relevant CE product directives

# CVV65ASX-M | CVV65ASX-3X2

---

CHINA-ROHS	Below maximum concentration value
ISO 9001:2015	Designed, manufactured and/or distributed under this quality management system
REACH-SVHC	Compliant as per SVHC revision on <a href="http://www.commscope.com/ProductCompliance">www.commscope.com/ProductCompliance</a>
ROHS	Compliant
UK-ROHS	Compliant



## Included Products

BSAMNT-OFFSET	– Forward Offset Pipe Mounting Kit for 4.5 in (114.3 mm) OD round members
---------------	---

## \* Footnotes

<b>Performance Note</b>	Severe environmental conditions may degrade optimum performance
-------------------------	---

# BSAMNT-OFFSET



Forward Offset Pipe Mounting Kit for 4.5 in (114.3 mm) OD round members

## Product Classification

**Product Type** Pipe mounting kit

## General Specifications

**Application** Outdoor

**Color** Silver

## Dimensions

**Compatible Diameter, maximum** 114.3 mm | 4.5 in

**Compatible Diameter, minimum** 61 mm | 2.402 in

**Weight, net** 3.5 kg | 7.716 lb

## Material Specifications

**Material Type** Galvanized steel

## Packaging and Weights

**Included** Brackets | Hardware

**Packaging quantity** 1

## Regulatory Compliance/Certifications

Agency	Classification
CE	Compliant with the relevant CE product directives
CHINA-ROHS	Below maximum concentration value
ISO 9001:2015	Designed, manufactured and/or distributed under this quality management system
REACH-SVHC	Compliant as per SVHC revision on <a href="http://www.commscope.com/ProductCompliance">www.commscope.com/ProductCompliance</a>
ROHS	Compliant
UK-ROHS	Compliant



# BSAMNT-OFFSET

---