


STX192158-43 | E14F60P16



Compact Triplexer PCS/AWS/2305-5925 MHz, DC blocking, 4.3-10 connectors

- BTS-to-feeder and feeder-to-antenna application
- New 4.3-10 connectors for improved PIM performance and size reduction
- Ideal for small cell applications
- dc/AISG blocking on all ports (DC grounded)

Product Classification

Product Type Triplexer

General Specifications

Color Gray

Common Port Label COMM

Modularity 1-Single

Mounting Pole | Wall

RF Connector Interface 4.3-10 Female

RF Connector Interface Body Style Long neck

Dimensions

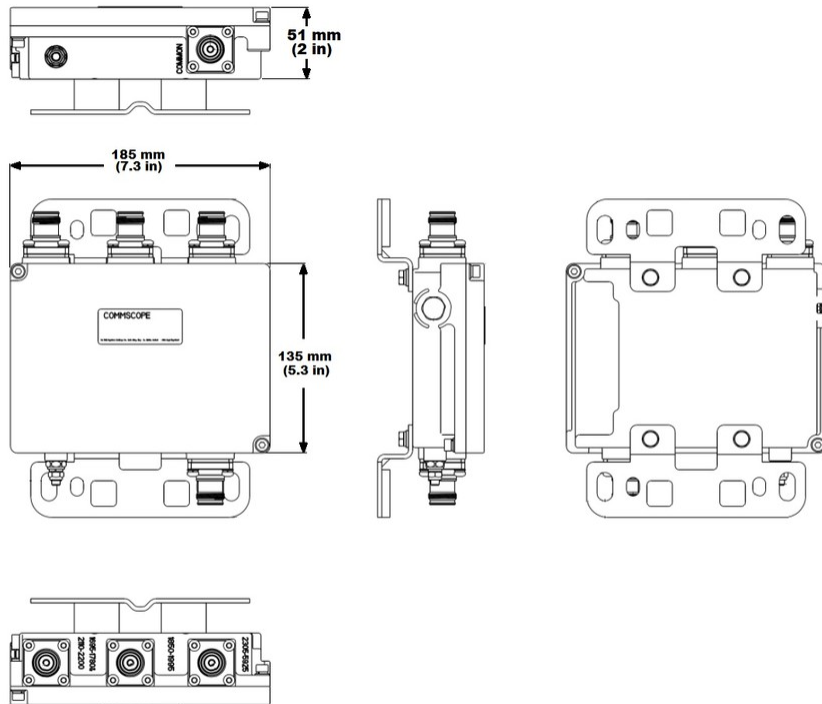
Height 135 mm | 5.315 in

Width 185 mm | 7.283 in

Depth 51 mm | 2.008 in

STX192158-43 | E14F60P16

Outline Drawing



Electrical Specifications

Impedance	50 ohm
License Band, Band Pass	AWS 1700 AWS 2000 LAA 5000 PCS 1900 TDD 1900 TDD 2000 TDD 2300 TDD 2600 TDD 3500 WCS 2300

Electrical Specifications, dc Power/Alarm

Lightning Surge Current	5 kA
Lightning Surge Current Waveform	8/20 waveform

Electrical Specifications

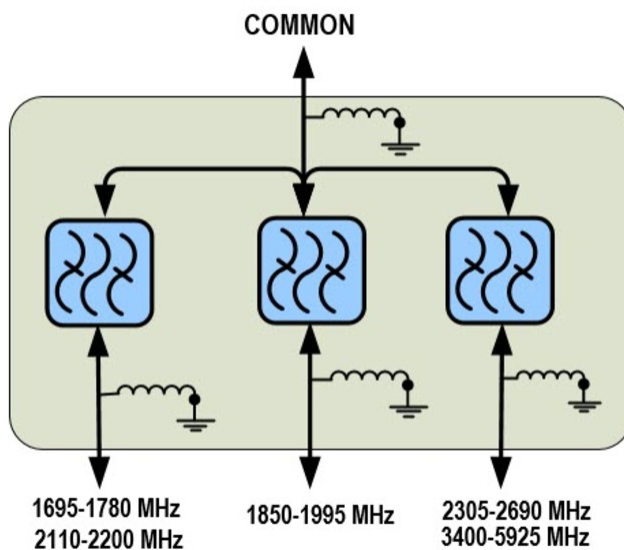
Sub-module	1	1	1	1	1
Branch	1	2	3	3	3
Port Designation	PCS	AWS	2305-5925	2305-5925	2305-5925
License Band	PCS 1900, Band Pass	AWS 1700, Band Pass AWS 2000, Band Pass	WCS 2300, Band Pass	TDD 3500, Band Pass	LAA 5000, Band Pass

STX192158-43 | E14F60P16

Electrical Specifications, Band Pass

Frequency Range, MHz	1850-1995	1695-1780 2110-2200	2305-2690	3400-4200	5150-5925
Insertion Loss, typical, dB	0.3	0.3	0.3	0.3	0.3
Total Group Delay, maximum, ns	20	25	25	25	25
Return Loss, minimum, dB	20	20	20	20	20
Isolation, minimum, dB	35	35	35	35	35
Input Power, RMS, maximum, W	100	100	100	100	100
Input Power, PEP, maximum, W	1000	1000	1000	1000	1000
3rd Order PIM, maximum, dBc	-161	-161	-161	-145	-145
3rd Order PIM Test Method	2 x 20 W CW tones	2 x 20 W CW tones	2 x 20 W CW tones	2 x 20 W CW tones	2 x 5 W CW tones

Block Diagram



Mechanical Specifications

Wind Loading @ Velocity, frontal	30.0 N @ 150 km/h (6.7 lbf @ 150 km/h)
Wind Loading @ Velocity, lateral	4.0 N @ 150 km/h (0.9 lbf @ 150 km/h)

Environmental Specifications

Operating Temperature	-40 °C to +65 °C (-40 °F to +149 °F)
------------------------------	--------------------------------------

STX192158-43 | E14F60P16

Ingress Protection Test Method IEC 60529:2001, IP67

Packaging and Weights

Included Mounting hardware

Volume 1.3 L

Weight, without mounting hardware 1.9 kg | 4.189 lb