


E16Z01P43



Tri Band Tower Mounted Amplifier, 1800/2100/2600 MHz, 12 dB, 2 BTS & 2 ANT ports, AISG with 1 RET connector (1 devices with 2 sub-units each), with 4.3-10 connectors

- Industry leading PIM performance
- New 4.3-10 connectors for improved PIM performance and size reduction
- 2 input ports and 2 output ports
- Designed to boost UP-Link Coverage and KPIs
- 1 device with 2 sub-units

Product Classification

Product Type 1-BTS:1-ANT (Uniplex) | Tower mounted amplifier

General Specifications

Color Gray

Modularity 2-Twin

Mounting Pole | Wall

Mounting Pipe Hardware Band clamps (2)

RF Connector Interface 4.3-10 Female

Dimensions

Height 326 mm | 12.835 in

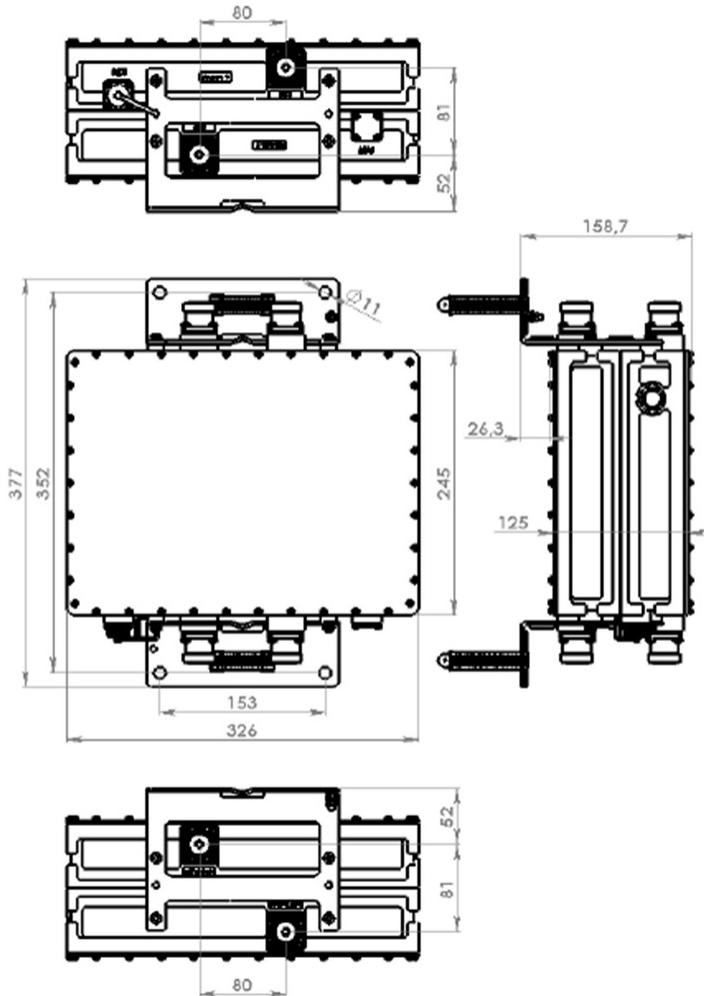
Width 245 mm | 9.646 in

Depth 125 mm | 4.921 in

Mounting Pipe Diameter Range 42.6–122 mm

E16Z01P43

Outline Drawing



Electrical Specifications

License Band, LNA DCS 1800 | IMT 2100 | IMT 2600

Electrical Specifications, dc Power/Alarm

dc Switching/Redundancy	Yes
Lightning Surge Current	10 kA
Lightning Surge Current Waveform	8/20 waveform
Voltage	7–30 Vdc
Alarm Current, CWA Mode	190 mA \pm 10 mA

Electrical Specifications, AISG

E16Z01P43

AISG Connector	8-pin DIN Female
AISG Connector Standard	IEC 60130-9
Protocol	AISG 2.0
Voltage, AISG Mode	10–30 Vdc

Electrical Specifications

Sub-module	1 2	1 2	1 2
Branch	1	2	3
Port Designation	ANT	ANT	ANT
License Band	DCS 1800, LNA	IMT 2100, LNA	IMT 2600, LNA
Return Loss, typical, dB	20	20	20
Return Loss - Bypass Mode, typical, dB	18	18	18

Electrical Specifications Rx (Uplink)

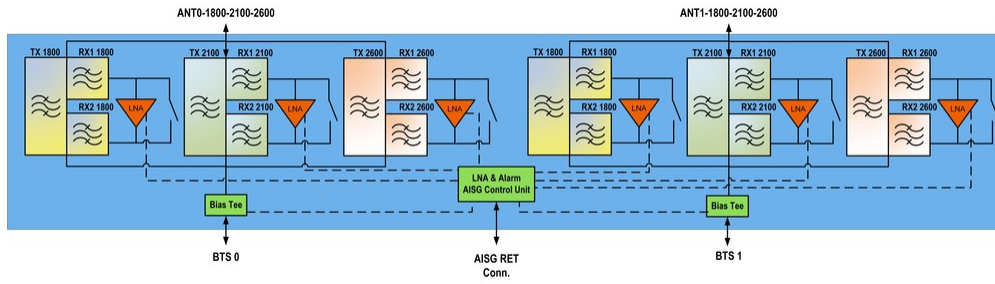
Frequency Range, MHz	1710–1785	1920–1980	2500–2570
Bandwidth, MHz	75	60	70
Gain, nominal, dB	12	12	12
Noise Figure, typical, dB	1.7	1.3	1.5
Total Group Delay, typical, ns	120	60	60
Insertion Loss - Bypass Mode, typical, dB	1.7	1.7	2.2

Electrical Specifications Tx (Downlink)

Frequency Range, MHz	1805–1880	2110–2170	2620–2690
Bandwidth, MHz	75	60	70
Insertion Loss, typical, dB	0.45	0.35	0.4
Total Group Delay, typical, ns	50	25	30
Return Loss, typical, dB	21	21	21
Input Power, RMS, maximum, W	100	100	100
Input Power, PEP, maximum, W	1000	1000	1000
3rd Order PIM, typical, dBc	-161	-165	-161
3rd Order PIM Test Method	Two +43 dBm carriers	Two +43 dBm carriers	Two +43 dBm carriers

Block Diagram

E16Z01P43



Environmental Specifications

Operating Temperature	-40 °C to +65 °C (-40 °F to +149 °F)
Relative Humidity	Up to 100%
Corrosion Test Method	IEC 60068-2-11, 30 days
Ingress Protection Test Method	IEC 60529:2001, IP67

Packaging and Weights

Included	Mounting hardware
Volume	10 L
Weight, net	14.2 kg 31.306 lb

Regulatory Compliance/Certifications

Agency	Classification
ISO 9001:2015	Designed, manufactured and/or distributed under this quality management system

* Footnotes

License Band, LNA	License Bands that have RxUplink amplification
--------------------------	--