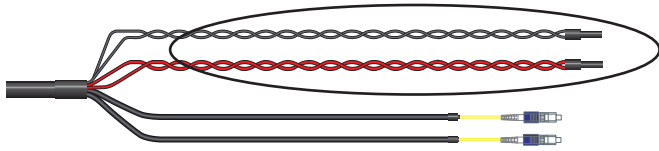
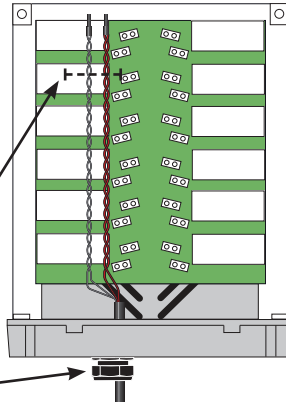

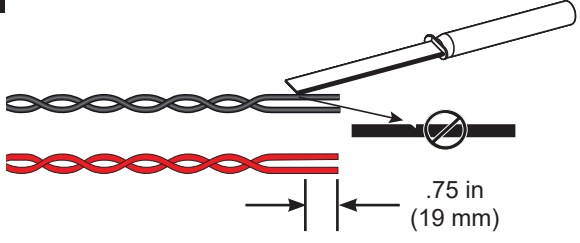

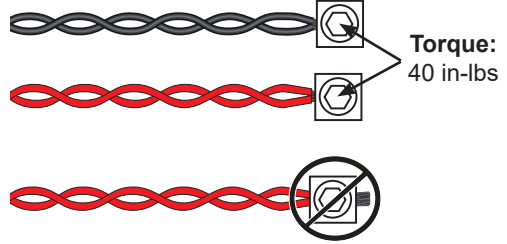


10AWG Length Adjustment for HFT410 assemblies

Bulletin 7850258 Revision A Page 1 of 1

CommScope Infrastructure Academy offers installation training.



<p>1</p> <p>To adjust the length of the twisted 10AWG power conductors, install the assembly into the surge device and torque the cable gland to approximately 44 in-lbs.</p> <p>Mark the power conductors for the new length.</p>  <p>Torque: approx. 44 in-lbs</p>	<p>2</p> <p>Cut the ends of the power conductors with wire cutters.</p> 
<p>3</p>  <p>.75 in (19 mm)</p> <p>With a wire stripping tool or knife remove .75 in (19 mm) of outer jacketing. DO NOT nick the copper wires; this may cause voltage drop at the RRU.</p>	<p>4</p>  <p>When ends are prepped twist the two BLACK bare copper conductors together and the two RED bare copper conductors together using a pair of linesmans pliers.</p>
<p>5</p>  <p>Torque: 40 in-lbs</p> <p>Feed the twisted pair of conductors through the insert and torque to 40 in-lbs. DO NOT have conductors protruding past the insert or jacketing inside of the insert.</p>	

CommScope

1100 CommScope Place SE P.O. Box 339, Hickory, NC 28603-0339
(828) 324-2200 (800) 982-1708
www.commscope.com

Technical Support

+1 888 297 6433, Option 3 (Toll Free US and Canada)
+49-9099-69-333
<https://www.commscope.com/wisupport> (open a ticket)

Notice: CommScope disclaims any liability or responsibility for the results of improper or unsafe installation, inspection, maintenance, or removal practices.

Aviso: CommScope no acepta ninguna obligación ni responsabilidad como resultado de prácticas incorrectas o peligrosas de instalación, inspección, mantenimiento o retiro.

Avis: CommScope décline toute responsabilité pour les conséquences de procédures d'installation, d'inspection, d'entretien ou de retrait incorrectes ou dangereuses.

Hinweis: CommScope lehnt jede Haftung oder Verantwortung für Schäden ab, die aufgrund unsachgemäßer Installation, Überprüfung, Wartung oder Demontage auftreten.

Atenção: A CommScope abdica do direito de toda responsabilidade pelos resultados de práticas inadequadas e sem segurança de instalação, inspeção, manutenção ou remoção.

Avvertenza: CommScope declina eventuali responsabilità derivanti dall'esecuzione di procedure di installazione, ispezione, manutenzione e smontaggio improprie o poco sicure.

注意: CommScope 公司申明對於不恰當或不安全的安裝、檢驗、維修或拆卸操作所導致的後果不負責任 何義務和責任