


RRZZVV-65B-R6NV2



12-port sector antenna, 4x 694-960,4x 1427-2690 and 4x 1695- 2690 MHz, 65° HPBW, 6x RET

- All Internal RET actuators are connected in “Cascaded SRET” configuration
- Retractable tilt indicator rods
- Antenna shape optimized for wind load reduction
- RF Connectors/Ports configuration designed for Sharing Configuration

This product will be discontinued on: November 30, 2024

Replaced By:

RRZZVV-65B-R6N43	12-port sector antenna, 4x 694-960,4x 1427-2690 and 4x 1695- 2690 MHz, 65° HPBW, 6x RET
RRZZVV-65B-R6NV3	12-port sector antenna, 4x 694-960,4x 1427-2690 and 4x 1695- 2690 MHz, 65° HPBW, 6x RET

General Specifications

Antenna Type	Sector
Band	Multiband
Color	Light Gray (RAL 7035)
Grounding Type	RF connector inner conductor and body grounded to reflector and mounting bracket
Performance Note	Outdoor usage
Radome Material	Fiberglass, UV resistant
Reflector Material	Aluminum
RF Connector Interface	4.3-10 Female
RF Connector Location	Bottom
RF Connector Quantity, mid band	8
RF Connector Quantity, low band	4
RF Connector Quantity, total	12

Remote Electrical Tilt (RET) Information

RET Hardware	CommRET v2
RET Interface	8-pin DIN Female 8-pin DIN Male
RET Interface, quantity	2 female 2 male
Input Voltage	10-30 Vdc


RRZZVV-65B-R6NV2

Internal RET	Low band (2) Mid band (4)
Power Consumption, active state, maximum	8 W
Power Consumption, idle state, maximum	1 W
Protocol	3GPP/AISG 2.0 (Single RET)

Dimensions

Width	430 mm 16.929 in
Depth	197 mm 7.756 in
Length	2100 mm 82.677 in
Net Weight, without mounting kit	35.4 kg 78.044 lb

Array Layout




Array	Freq (MHz)	Conns	RET (SRET)	AISG RET UID
R1	694-960	1-2	1	CPxxxxxxxxxxxxxxxxR1
R2	694-960	3-4	2	CPxxxxxxxxxxxxxxxxR2
Y1	1695-2690	5-6	3	CPxxxxxxxxxxxxxxxxY1
Y2	1427-2690	7-8	4	CPxxxxxxxxxxxxxxxxY2
Y3	1427-2690	9-10	5	CPxxxxxxxxxxxxxxxxY3
Y4	1695-2690	11-12	6	CPxxxxxxxxxxxxxxxxY4

Left Bottom Right

(Sizes of colored boxes are not true depictions of array sizes)

Port Configuration

RRZZVV-65B-R6NV2



Electrical Specifications

Impedance	50 ohm
Operating Frequency Band	1427 – 2690 MHz 1695 – 2690 MHz 694 – 960 MHz
Polarization	±45°
Total Input Power, maximum	900 W @ 50 °C

Electrical Specifications

Frequency Band, MHz	694–790	790–890	890–960	1427–1518	1695–2200	2300–2690	1695–2180	2490–2690
Gain, dBi	14.6	15.1	15.1	15.5	17.6	18.3	17.8	18.6
Beamwidth, Horizontal, degrees	66	60	55	72	64	60	69	63
Beamwidth, Vertical, degrees	10.5	9.4	8.7	6.9	5.5	4.5	5.5	4.4
Beam Tilt, degrees	2–12	2–12	2–12	2–12	2–12	2–12	2–12	2–12
USLS (First Lobe), dB	17	16	14	16	16	20	16	18
Front-to-Back Ratio at 180°, dB	29	30	33	30	31	33	30	32
Isolation, Cross Polarization, dB	27	27	27	26	26	26	27	27
Isolation, Inter-band, dB	27	27	27	26	26	26	26	26
VSWR Return loss, dB	1.5 14.0	1.5 14.0	1.5 14.0	1.5 14.0	1.5 14.0	1.5 14.0	1.5 14.0	1.5 14.0
PIM, 3rd Order, 2 x 20 W, dBc	-153	-153	-153	-153	-153	-153	-153	-153
Input Power per Port at 50°C, maximum, watts	250	250	250	200	200	150	200	150

RRZZVV-65B-R6NV2

Electrical Specifications, BASTA

Frequency Band, MHz	694-790	790-890	890-960	1427-1518	1695-2200	2300-2690	1695-2180	2490-2690
Gain by all Beam Tilts, average, dBi	14.2	14.7	14.8	15.3	16.9	17.9	17.2	18.2
Gain by all Beam Tilts Tolerance, dB	±0.6	±0.4	±0.5	±0.4	±1	±0.6	±1.1	±0.5
Beamwidth, Horizontal Tolerance, degrees	±10.4	±6.5	±5.7	±11	±8.6	±7	±10.1	±7.6
Beamwidth, Vertical Tolerance, degrees	±0.9	±0.7	±0.8	±0.3	±0.7	±0.3	±0.6	±0.2
USLS, beampeak to 20° above beampeak, dB	17	16	15	14	15	16	13	14
Front-to-Back Total Power at 180° ± 30°, dB	23	21	21	21	26	26	24	25
CPR at Boresight, dB	20	22	19	18	19	16	21	20
CPR at Sector, dB	11	7	5	8	6	2	9	7

Mechanical Specifications

Effective Projective Area (EPA), frontal	0.47 m ² 5.059 ft ²
Effective Projective Area (EPA), lateral	0.24 m ² 2.583 ft ²
Wind Loading @ Velocity, frontal	495.0 N @ 150 km/h (111.3 lbf @ 150 km/h)
Wind Loading @ Velocity, lateral	253.0 N @ 150 km/h (56.9 lbf @ 150 km/h)
Wind Loading @ Velocity, maximum	745.0 N @ 150 km/h (167.5 lbf @ 150 km/h)
Wind Loading @ Velocity, rear	316.0 N @ 150 km/h (71.0 lbf @ 150 km/h)
Wind Speed, maximum	241 km/h (150 mph)

Packaging and Weights

Width, packed	530 mm 20.866 in
Depth, packed	349 mm 13.74 in
Length, packed	2272 mm 89.449 in
Weight, gross	48.2 kg 106.263 lb

Regulatory Compliance/Certifications

Agency	Classification
ISO 9001:2015	Designed, manufactured and/or distributed under this quality management system

RRZZVV-65B-R6NV2



Included Products

- BSAMNT-3 – Wide Profile Antenna Downtilt Mounting Kit for 2.4 - 4.5 in (60 - 115 mm) OD round members. Kit contains one scissor top bracket set and one bottom bracket set.

* Footnotes

Performance Note Severe environmental conditions may degrade optimum performance