


KKZZV4-65B-R8



16-port sector antenna, 4x 617-960 (R1,R2), 4x 1427-2690 (Y3,Y4) & 8x 1695-2690 (Y1,Y2,Y5,Y6) MHz, 65° HPBW, 8x RET. All Internal RET actuators are connected in “Cascaded SRET” configuration

- Covers Band 71 with up to 4x MIMO support
- Utilize new aerodynamic endcap for wind load optimization

General Specifications

| | |
|---|--|
| Antenna Type | Sector |
| Band | Multiband |
| Color | Light Gray (RAL 7035) |
| Grounding Type | RF connector inner conductor and body grounded to reflector and mounting bracket |
| Performance Note | Outdoor usage |
| Radome Material | Fiberglass, UV resistant |
| Reflector Material | Aluminum |
| RF Connector Interface | 4.3-10 Female |
| RF Connector Location | Bottom |
| RF Connector Quantity, high band | 12 |
| RF Connector Quantity, low band | 4 |
| RF Connector Quantity, total | 16 |

Remote Electrical Tilt (RET) Information

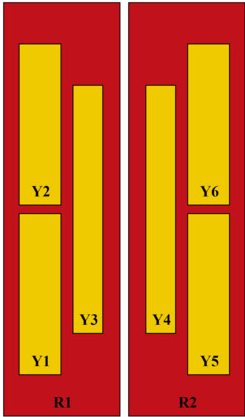
| | |
|---|-----------------------------------|
| RET Hardware | CommRET v2 |
| RET Interface | 8-pin DIN Female 8-pin DIN Male |
| RET Interface, quantity | 2 female 2 male |
| Input Voltage | 10–30 Vdc |
| Internal RET | High band (6) Low band (2) |
| Power Consumption, active state, maximum | 8 W |
| Power Consumption, idle state, maximum | 1 W |
| Protocol | 3GPP/AISG 2.0 (Single RET) |

Dimensions

KKZZV4-65B-R8

| | |
|---------------|---------------------|
| Width | 498 mm 19.606 in |
| Depth | 197 mm 7.756 in |
| Length | 2100 mm 82.677 in |


Array Layout



| Array ID | Frequency (MHz) | RF Connector | RET (SRET) | AISG No. | AISG RET UID |
|----------|-----------------|--------------|------------|----------|----------------------|
| R1 | 617-960 | 1 - 2 | 1 | AISG1 | CPxxxxxxxxxxxxxxxxR1 |
| R2 | 617-960 | 3 - 4 | 2 | AISG1 | CPxxxxxxxxxxxxxxxxR2 |
| Y1 | 1695-2690 | 5 - 6 | 3 | AISG1 | CPxxxxxxxxxxxxxxxxY1 |
| Y2 | 1695-2690 | 7 - 8 | 4 | AISG1 | CPxxxxxxxxxxxxxxxxY2 |
| Y3 | 1427-2690 | 9 - 10 | 5 | AISG1 | CPxxxxxxxxxxxxxxxxY3 |
| Y4 | 1427-2690 | 11 - 12 | 6 | AISG1 | CPxxxxxxxxxxxxxxxxY4 |
| Y5 | 1695-2690 | 13 - 14 | 7 | AISG1 | CPxxxxxxxxxxxxxxxxY5 |
| Y6 | 1695-2690 | 15 - 16 | 8 | AISG1 | CPxxxxxxxxxxxxxxxxY6 |

(Sizes of colored boxes are not true depictions of array sizes)

Port Configuration



Electrical Specifications

| | |
|-----------------------------------|---|
| Impedance | 50 ohm |
| Operating Frequency Band | 1427 – 2690 MHz 1695 – 2690 MHz 617 – 960 MHz |
| Polarization | ±45° |
| Total Input Power, maximum | 1,000 W @ 50 °C |

Electrical Specifications

KKZZV4-65B-R8

| Frequency Band, MHz | 617-698 | 698-890 | 890-960 | 1427-1518 | 1695-1920 | 1920-2200 | 2300-2690 |
|--|----------|----------|----------|-----------|-----------|-----------|-----------|
| Gain, dBi | 13.7 | 14.5 | 14.5 | 14.7 | 16 | 16.9 | 16.8 |
| Beamwidth, Horizontal, degrees | 69 | 60 | 60 | 64 | 63 | 56 | 58 |
| Beamwidth, Vertical, degrees | 13.3 | 11.8 | 10.5 | 9.7 | 8.5 | 7.6 | 6.3 |
| Beam Tilt, degrees | 2-12 | 2-12 | 2-12 | 2-12 | 2-12 | 2-12 | 2-12 |
| USLS (First Lobe), dB | 20 | 19 | 16 | 15 | 15 | 16 | 17 |
| Front-to-Back Ratio at 180°, dB | 34 | 28 | 26 | 28 | 32 | 31 | 29 |
| Isolation, Cross Polarization, dB | 25 | 25 | 25 | 25 | 25 | 25 | 25 |
| Isolation, Inter-band, dB | 25 | 25 | 25 | 25 | 25 | 25 | 25 |
| VSWR Return loss, dB | 1.5 14.0 | 1.5 14.0 | 1.5 14.0 | 1.5 14.0 | 1.5 14.0 | 1.5 14.0 | 1.5 14.0 |
| PIM, 3rd Order, 2 x 20 W, dBc | -150 | -150 | -150 | -150 | -150 | -150 | -150 |
| Input Power per Port at 50°C, maximum, watts | 300 | 300 | 300 | 250 | 250 | 250 | 200 |

Electrical Specifications, BASTA

| Frequency Band, MHz | 617-698 | 698-890 | 890-960 | 1427-1518 | 1695-1920 | 1920-2200 | 2300-2690 |
|---|---------|---------|---------|-----------|-----------|-----------|-----------|
| Gain by all Beam Tilts, average, dBi | 13.4 | 14 | 14.1 | 14.2 | 15.3 | 16 | 16.2 |
| Gain by all Beam Tilts Tolerance, dB | ±0.5 | ±0.6 | ±0.7 | ±0.6 | ±1.4 | ±1.3 | ±1 |
| Beamwidth, Horizontal Tolerance, degrees | ±7 | ±6 | ±10.7 | ±7.3 | ±16.2 | ±16.7 | ±7.2 |
| Beamwidth, Vertical Tolerance, degrees | ±0.8 | ±1.2 | ±0.5 | ±0.5 | ±1 | ±1 | ±0.8 |
| USLS, beampeak to 20° above beampeak, dB | 21 | 19 | 16 | 14 | 13 | 13 | 13 |
| Front-to-Back Total Power at 180° ± 30°, dB | 22 | 22 | 19 | 24 | 25 | 25 | 23 |
| CPR at Boresight, dB | 25 | 26 | 20 | 18 | 19 | 20 | 19 |
| CPR at Sector, dB | 12 | 8 | 5 | 3 | 5 | 5 | 3 |

Mechanical Specifications

| | |
|----------------------------------|---|
| Wind Loading @ Velocity, frontal | 728.0 N @ 150 km/h (163.7 lbf @ 150 km/h) |
| Wind Loading @ Velocity, lateral | 223.0 N @ 150 km/h (50.1 lbf @ 150 km/h) |
| Wind Loading @ Velocity, maximum | 873.0 N @ 150 km/h (196.3 lbf @ 150 km/h) |
| Wind Loading @ Velocity, rear | 501.0 N @ 150 km/h (112.6 lbf @ 150 km/h) |

KKZZV4-65B-R8

Wind Speed, maximum 241 km/h (150 mph)

Packaging and Weights

Width, packed 608 mm | 23.937 in
Depth, packed 352 mm | 13.858 in
Length, packed 2242 mm | 88.268 in
Weight, gross 56 kg | 123.459 lb
Weight, net 43 kg | 94.799 lb

Regulatory Compliance/Certifications

| Agency | Classification |
|---------------|--|
| CHINA-ROHS | Above maximum concentration value |
| ISO 9001:2015 | Designed, manufactured and/or distributed under this quality management system |
| ROHS | Compliant/Exempted |
| UK-ROHS | Compliant/Exempted |



Included Products

BSAMNT-4 – Wide Profile Antenna Downtilt Mounting Kit for 2.4 - 4.5 in (60 - 115 mm) OD round members. Kit contains one scissor top bracket set and one bottom bracket set.

* Footnotes

Performance Note Severe environmental conditions may degrade optimum performance

BSAMNT-4



Wide Profile Antenna Downtilt Mounting Kit for 2.4 - 4.5 in (60 - 115 mm) OD round members. Kit contains one scissor top bracket set and one bottom bracket set.

Product Classification

Product Type Downtilt mounting kit

General Specifications

Application Outdoor

Color Silver

Dimensions

Compatible Diameter, maximum 115 mm | 4.528 in

Compatible Diameter, minimum 60 mm | 2.362 in

Weight, net 6.5 kg | 14.33 lb

Material Specifications

Material Type Galvanized steel

Packaging and Weights

Included Brackets | Hardware

Packaging quantity 1

Regulatory Compliance/Certifications

| Agency | Classification |
|---------------|--|
| CHINA-ROHS | Below maximum concentration value |
| ISO 9001:2015 | Designed, manufactured and/or distributed under this quality management system |
| REACH-SVHC | Compliant as per SVHC revision on www.commscope.com/ProductCompliance |
| ROHS | Compliant |
| UK-ROHS | Compliant |

