

# J4H4-65C-R6



16-port, low band diplexed antenna, 4 x 698-728 MHz, 4 x 758-798 MHz and 8 x 1695-2360 MHz, 65° HPBW, 6 x RET

- Excellent wind loading characteristics
- Optimized SPR performance across all operating bands
- Features broadband Low Band (698-798 MHz) and Mid Band (1695-2360 MHz) arrays for 4T4R (4X MIMO) capability for B29 and B14, AWS, PCS and WCS applications
- Both Low Band arrays are diplexed to provide independent tilt for B29 and B14

## General Specifications

<b>Antenna Type</b>	Sector
<b>Band</b>	Multiband
<b>Color</b>	Light Gray (RAL 7035)
<b>Grounding Type</b>	RF connector inner conductor and body grounded to reflector and mounting bracket
<b>Performance Note</b>	Outdoor usage
<b>Radome Material</b>	Fiberglass, UV resistant
<b>Radiator Material</b>	Low loss circuit board
<b>Reflector Material</b>	Aluminum
<b>RF Connector Interface</b>	4.3-10 Female
<b>RF Connector Location</b>	Bottom
<b>RF Connector Quantity, high band</b>	0
<b>RF Connector Quantity, mid band</b>	8
<b>RF Connector Quantity, low band</b>	8
<b>RF Connector Quantity, total</b>	16

## Remote Electrical Tilt (RET) Information

<b>RET Hardware</b>	CommRET v2
<b>RET Interface</b>	8-pin DIN Female   8-pin DIN Male
<b>RET Interface, quantity</b>	2 female   2 male
<b>Input Voltage</b>	10–30 Vdc
<b>Internal RET</b>	Low band (2)   Mid band (4)
<b>Power Consumption, active state, maximum</b>	8 W
<b>Power Consumption, idle state, maximum</b>	1 W


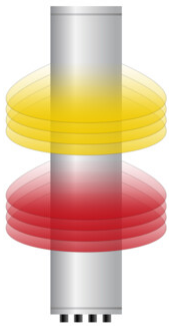
# J4H4-65C-R6

**Protocol** 3GPP/AISG 2.0 (Multi-RET)

## Dimensions

**Width** 498 mm | 19.606 in  
**Depth** 197 mm | 7.756 in  
**Length** 2438 mm | 95.984 in  
**Net Weight, antenna only** 57.4 kg | 126.545 lb


## Array Layout



Array ID	Frequency (MHz)	RF Connector	RET (MRET)	AISG No.	AISG RET UID
R1	698-728	1 - 2	1	AISG1	CPxxxxxxxxxxxxMM.1
R3	698-728	5 - 6			
R2	758-798	3 - 4	2	AISG1	CPxxxxxxxxxxxxMM.2
R4	758-798	7 - 8			
Y1	1695-2360	9 - 10	3	AISG1	CPxxxxxxxxxxxxMM.3
Y2	1695-2360	11 - 12	4	AISG1	CPxxxxxxxxxxxxMM.4
Y3	1695-2360	13 - 14	5	AISG1	CPxxxxxxxxxxxxMM.5
Y4	1695-2360	15 - 16	6	AISG1	CPxxxxxxxxxxxxMM.6

(Sizes of colored boxes are not true depictions of array sizes)

## Port Configuration



## Electrical Specifications

**Impedance** 50 ohm  
**Operating Frequency Band** 1695 – 2360 MHz | 698 – 798 MHz  
**Polarization** ±45°  
**Total Input Power, maximum** 1,280 W @ 50 °C

# J4H4-65C-R6

## Electrical Specifications

	<b>R1,R3</b>	<b>R2,R4</b>	<b>Y1-Y4</b>	<b>Y1-Y4</b>	<b>Y1-Y4</b>	<b>Y1-Y4</b>
<b>Frequency Band, MHz</b>	<b>698–728</b>	<b>758–798</b>	<b>1695–1880</b>	<b>1850–1990</b>	<b>1920–2180</b>	<b>2300–2360</b>
<b>RF Port</b>	1,2,5,6	3,4,7,8	9-16	9-16	9-16	9-16
<b>Gain, dBi</b>	14.7	15.1	17.4	18	18.6	18.7
<b>Beamwidth, Horizontal, degrees</b>	61	57	69	67	62	58
<b>Beamwidth, Vertical, degrees</b>	9.7	8.9	5.7	5.3	5	4.4
<b>Beam Tilt, degrees</b>	0–10	0–10	0–10	0–10	0–10	0–10
<b>USLS (First Lobe), dB</b>	19	19	18	19	19	20
<b>Front-to-Back Ratio at 180°, dB</b>	33	31	35	36	34	36
<b>Front-to-Back Total Power at 180° ± 30°, dB</b>	22	23	27	27	26	28
<b>Isolation, Cross Polarization, dB</b>	25	25	25	25	25	25
<b>Isolation, Inter-band, dB</b>	25	25	25	25	25	25
<b>VSWR   Return loss, dB</b>	1.5 14.0	1.5 14.0	1.5 14.0	1.5 14.0	1.5 14.0	1.5 14.0
<b>PIM, 3rd Order, 2 x 20 W, dBc</b>	-150	-150	-150	-150	-150	-150
<b>Input Power per Port at 50°C, maximum, watts</b>	150	150	250	250	250	200

## Mechanical Specifications

<b>Wind Loading @ Velocity, frontal</b>	865.0 N @ 150 km/h (194.5 lbf @ 150 km/h)
<b>Wind Loading @ Velocity, lateral</b>	268.0 N @ 150 km/h (60.2 lbf @ 150 km/h)
<b>Wind Loading @ Velocity, maximum</b>	1,037.0 N @ 150 km/h (233.1 lbf @ 150 km/h)
<b>Wind Loading @ Velocity, rear</b>	595.0 N @ 150 km/h (133.8 lbf @ 150 km/h)
<b>Wind Speed, maximum</b>	241 km/h (150 mph)

## Packaging and Weights

<b>Width, packed</b>	565 mm   22.244 in
<b>Depth, packed</b>	309 mm   12.165 in
<b>Length, packed</b>	2685 mm   105.709 in
<b>Weight, gross</b>	78.3 kg   172.622 lb

## Regulatory Compliance/Certifications

# J4H4-65C-R6

---

**Agency**

ISO 9001:2015

**Classification**

Designed, manufactured and/or distributed under this quality management system

## Included Products

- BSAMNT-3 – Wide Profile Antenna Downtilt Mounting Kit for 2.4 - 4.5 in (60 - 115 mm) OD round members. Kit contains one scissor top bracket set and one bottom bracket set.
- BSAMNT-M – Middle Downtilt Mounting Kit for Long Antennas for 2.4 - 4.5 in (60 - 115 mm) OD round members. Kit contains one scissor bracket set.

## \* Footnotes

**Performance Note**

Severe environmental conditions may degrade optimum performance

# BSAMNT-3



Wide Profile Antenna Downtilt Mounting Kit for 2.4 - 4.5 in (60 - 115 mm) OD round members. Kit contains one scissor top bracket set and one bottom bracket set.

## Product Classification

**Product Type** Downtilt mounting kit

## General Specifications

**Application** Outdoor

**Color** Silver

## Dimensions

**Compatible Diameter, maximum** 115 mm | 4.528 in

**Compatible Diameter, minimum** 60 mm | 2.362 in

**Weight, net** 6.2 kg | 13.669 lb

## Material Specifications

**Material Type** Galvanized steel

## Packaging and Weights

**Included** Brackets | Hardware

**Packaging quantity** 1

**Weight, gross** 6.4 kg | 14.11 lb

## Regulatory Compliance/Certifications

Agency	Classification
CE	Compliant with the relevant CE product directives
CHINA-ROHS	Below maximum concentration value
ISO 9001:2015	Designed, manufactured and/or distributed under this quality management system
REACH-SVHC	Compliant as per SVHC revision on <a href="http://www.commscope.com/ProductCompliance">www.commscope.com/ProductCompliance</a>
ROHS	Compliant
UK-ROHS	Compliant

# BSAMNT-3

---



# BSAMNT-M



Middle Downtilt Mounting Kit for Long Antennas for 2.4 - 4.5 in (60 - 115 mm) OD round members. Kit contains one scissor bracket set.

## Product Classification

**Product Type** Downtilt mounting kit

## General Specifications

**Application** Outdoor

**Color** Silver

## Dimensions

**Compatible Diameter, maximum** 115 mm | 4.528 in

**Compatible Diameter, minimum** 60 mm | 2.362 in

**Weight, net** 4.5 kg | 9.921 lb

## Material Specifications

**Material Type** Galvanized steel

## Packaging and Weights

**Included** Brackets | Hardware

**Packaging quantity** 1

## Regulatory Compliance/Certifications

Agency	Classification
CHINA-ROHS	Below maximum concentration value
ISO 9001:2015	Designed, manufactured and/or distributed under this quality management system
REACH-SVHC	Compliant as per SVHC revision on <a href="http://www.commscope.com/ProductCompliance">www.commscope.com/ProductCompliance</a>
ROHS	Compliant
UK-ROHS	Compliant

