

Installation Instructions



N Connectors


for HELIAX® LDF4-50A Coaxial Cable

Andrew Institute offers installation training.

L4PNF
L4NF
L4PNF-BH
L4PNF-PM



L4PNM
L4PNM-H
L4NM
L4NM-H



207866



63/37 RMA



150 W




13/16" (2)



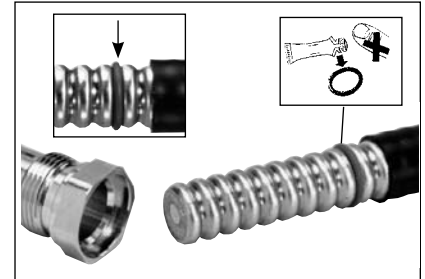
1

Trim cable jacket.
Recortar la envuelta del cable.
Coupez la gaine du câble.
Kabelmantel abziehen.
Retire a capa do cabo.
切整電纜外皮




2

Add O-ring, grease, and clamping nut.
Añadir la junta tórica, la grasa y la tuerca sujetadora.
Mettez en place le joint torique, de la graisse et l'écrou de serrage.
O-Ring und Klemmutter vor Montage einfetten.
Coloque o anel O ring, graxa e a porca de aperto.
加 O 型圈，油脂和緊固螺母




3

Cut outer conductor.
Cortar el conductor externo.
Coupez le conducteur extérieur.
Außenleiter zurückschneiden.
Corte o condutor externo.
切外導體




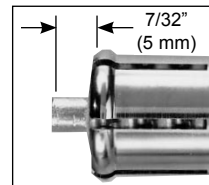


4

Remove foam and adhesive.
Retirar el material de espuma y el adhesivo.
Enlevez la mousse et l'adhésif.
Verschäumung und Klebeband entfernen.
Remova a espuma e o adesivo.
去除泡沫塑料和粘潔劑



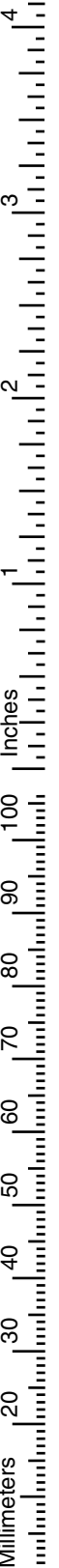

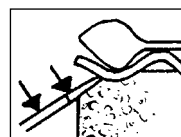
5

Trim inner conductor. Remove debris.
Cortar el conductor interno. Retirar los restos.
Coupez le conducteur intérieur. Enlevez les débris.
Innenleiter abschneiden. Metallspäne entfernen.
Limpe o condutor interno. Remova os detritos.
切整內心導體。去除殘渣



6

Compress foam.
Comprimir el material de espuma.
Comprimez la mousse.
Verschäumung zusammendrücken.
Comprima a espuma.
壓緊泡沫塑料



7

Flare outer conductor, examine flare, remove debris
 Acampanar el conductor externo, examinar la forma de campana y retirar los restos.
 Evasez le conducteur extérieur, examinez l'évasement et enlevez les débris.
 Außenleiter aufweiten, Öffnung prüfen und Metallspäne entfernen.
 Flangear o condutor externo, examinar o flangeamento e remover os detritos.
 擴張外導體，檢查擴張表面，去除殘骸

8

Solder pin, cut off excess solder, and add O-ring and grease.
 Soldar la clavija, recortar el exceso de material para soldar, añadir la junta tórica y la grasa.
 Soudez la broche, coupez l'excès de soudure, ajoutez un joint torique et graissez.
 Stift löten, überschüssiges Lötmetall entfernen, O-Ring vor Montage einfetten.
 Solde o pino corte o excesso de estanho. Acrescente o anel em O ring e aplique graxa.
 焊接銷針，切除多余的焊錫，加O型圈和油脂

9

Reassemble connector.
 Montar nuevamente el conector.
 Réassemblez le connecteur.
 Steckverbindung wieder zusammenbauen.
 Reinstale o conector.
 重新裝配接頭

10-14 lb•ft (13-19 N•m)

10

Coupling torque.
 Par de acoplamiento.
 Couple de serrage.
 Anschlussdrehmoment.
 Torque de conjugação.
 配合扭矩

0.187-0.207" (4.75-5.26 mm)

15-20 lb•in (1.7-2.3 N•m)

	表一 有毒有害物质或元素名称及含量标识格式					
	有毒有害物质或元素					
部件名称 (Part Name)	铅 (Pb)	汞 (Hg)	镉 (Cd)	六价铬 (Cr6+)	多溴联苯 (PBB)	多溴二苯醚 (PBDE)
连接器 (Connector)	X	O	O	O	O	O

O: 表示有毒有害物质在该部件所有的均质材料中的含量均在SJ/T 11363-2006规定的限量要求以下。
 X: 表示该有毒有害物质至少在该部件的某一均质材料中的含量超出SJ/T 11363-2006规定的限量要求。

Andrew Corporation
 3 Westbrook Corporate Center, Suite 900, Westchester, Illinois U.S.A. 60154
 +1 (708) 349-3300 Fax (U.S.A.): 1-800-349-5444
 www.andrew.com

Customer Service 24 hours
 U.S.A., Canada, Mexico: 1-800-255-1479
 U.K.: 0800 250055
 Other Europe: +44 592 782 612

Notice: Andrew disclaims any liability or responsibility for the results of improper or unsafe installation, inspection, maintenance, or removal practices.
 Aviso: Andrews no acepta ninguna obligación ni responsabilidad como resultado de prácticas incorrectas o peligrosas de instalación, inspección, mantenimiento o retiro.
 Avis: Andrew décline toute responsabilité pour les conséquences de procédures d'installation, d'inspection, d'entretien ou de retrait incorrectes ou dangereuses.
 Hinweis: Andrew lehnt jede Haftung oder Verantwortung für Schäden ab, die aufgrund unsachgemäßer Installation, Überprüfung, Wartung oder Demontage auftreten.
 Atenção: A Andrew abdica do direito de toda responsabilidade pelos resultados de práticas inadequadas e sem segurança de instalação, inspeção, manutenção ou remoção.
 Avvertenza: Andrew declina eventuali responsabilità derivanti dall'esecuzione di procedure di installazione, ispezione, manutenzione e smontaggio improprie o poco sicure.
 注意: Andrew 公司申明對於不恰當或不安全的安裝、檢驗、維修或拆卸操作所導致的後果不負任何義務和責任